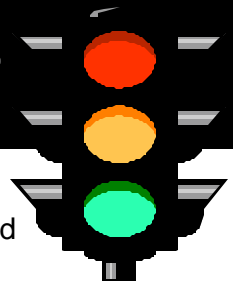


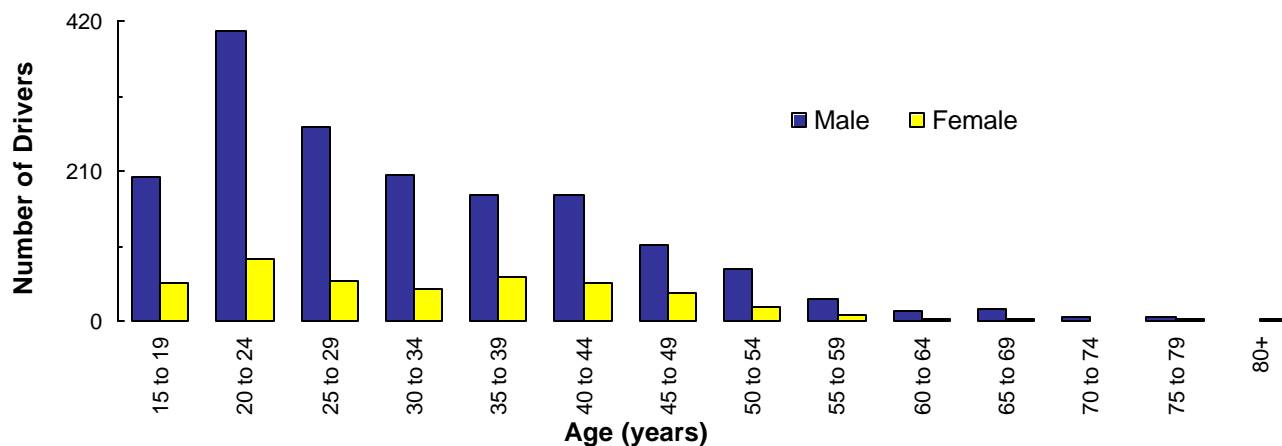
## ALCOHOL and OTHER DRUGS



### Did you know that in 2001. . .

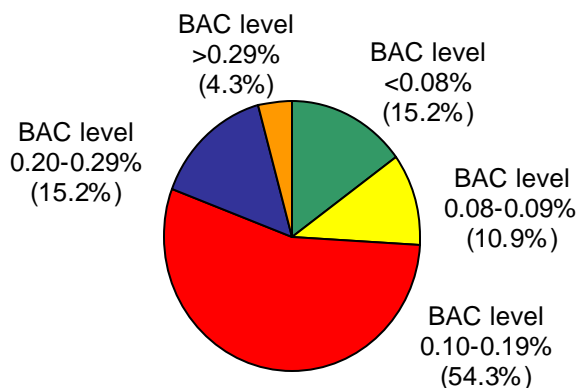
- ◆ There were 2,144 alcohol and other drug-related crashes in Utah that resulted in 1,761 injuries and 61 fatalities.
- ◆ Over half (56.2%) of alcohol and other drug-related crashes resulted in at least one injury compared to 37.2% of all motor vehicle crashes.
- ◆ Alcohol and other drug-related crashes were 6 times more likely to be fatal than non-alcohol/ drug-related crashes.

### Age and Gender of Drivers Involved in Alcohol and Other Drug-Related Crashes



- Male drivers were involved in the majority (79.8%) of alcohol and other drug-related crashes.
- Overall, male drivers between the ages of 20 to 24 years were involved in the largest number (407) of alcohol and other drug-related crashes.
- For female drivers, the age group of 20 to 24 years had the highest number (86) of alcohol and other drug-related crashes.
- Of the impaired drivers, 347 (16.1%) were under the age of 21 years.

### Blood Alcohol Concentration (BAC) Levels of Drivers Involved in Fatal Alcohol-Related Crashes



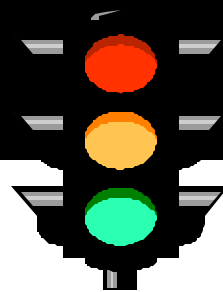
- The majority (84.8%) of drivers involved in fatal alcohol-related crashes had blood alcohol concentration levels at or above the legal limit of 0.08%.

### Alcohol and Other Drug-Related Crash Clock

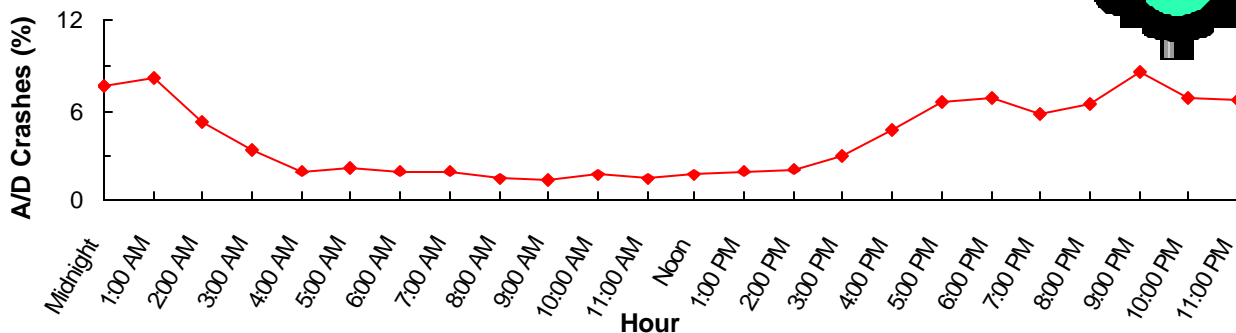


- An alcohol and other drug-related crash occurred in Utah every 4 hours.

## ALCOHOL and OTHER DRUGS

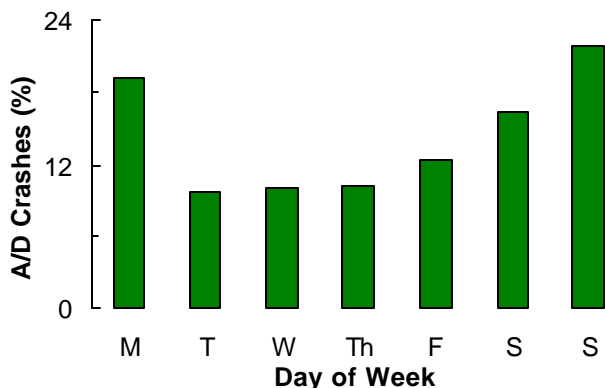


**Time of Day Alcohol and Other Drug-Related Crashes Occurred**



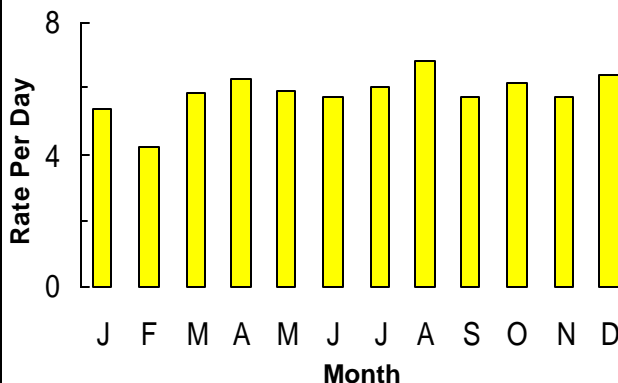
- Alcohol and other drug-related crashes peaked between 9:00 pm and 1:00 am. This is unlike most other types of motor vehicle crashes that tend to peak earlier in the evening (5:00 pm to 9:00 pm).

**Day of the Week Alcohol and Other Drug-Related Crashes Occurred**



- Over half (57.5%) of the total alcohol and other drug-related crashes occurred on Saturday, Sunday and Monday.
- For fatal alcohol and other drug-related crashes, almost one-third (31.5%) occurred on Saturday.

**Month of the Year Alcohol and Other Drug-Related Crashes Occurred**



- The highest rate of total alcohol and other drug-related crashes occurred in August.
- The highest rate of fatal alcohol and other drug-related crashes occurred in July.

### Alcohol and Other Drug Involvement in Different Types of Motor Vehicle Crashes



**Pedestrian Crashes**

Of the 31 pedestrian fatalities, 2 pedestrians and 4 drivers were impaired by alcohol and other drugs.



**Bicyclist-Motor Vehicle Crashes**

Of the 5 bicyclist fatalities, none were impaired by alcohol or other drugs. Of the motor vehicle drivers involved in fatal bicyclist-motor vehicle crashes, 1 was impaired by alcohol or other drugs.



**Motorcycle Crashes**

Of the 29 motorcyclist fatalities, 4 involved alcohol and other drug use by the motorcycle driver.