



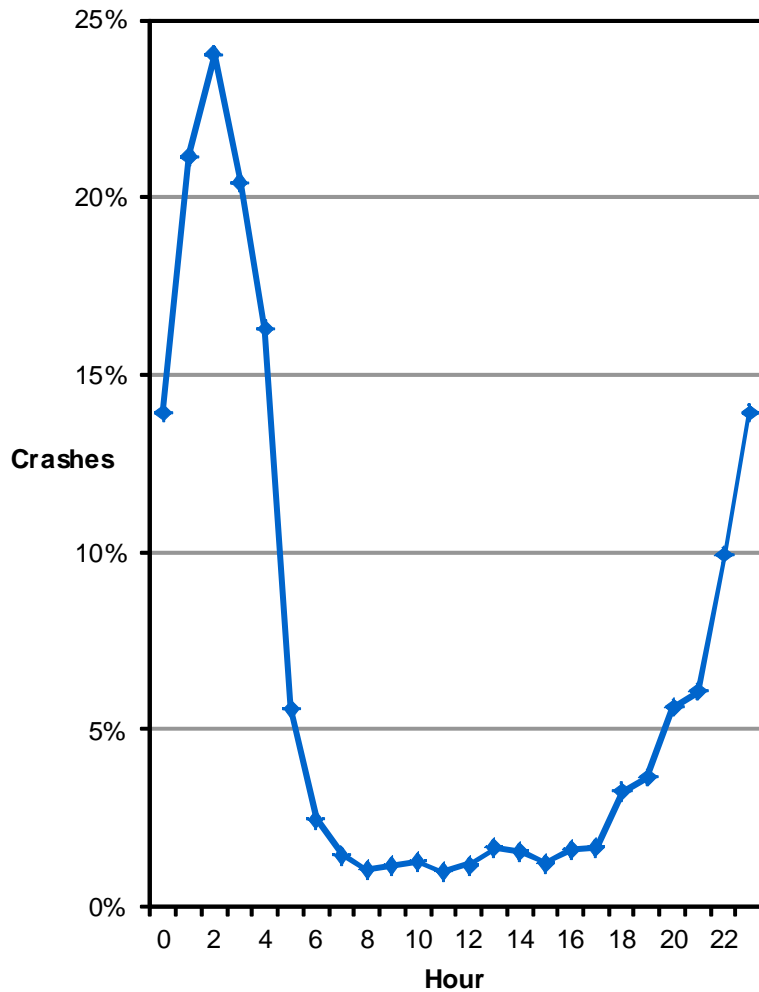
### Did you know in 2015:

- 2,021 alcohol-related driver crashes occurred in Utah which resulted in 1,207 injured persons and 37 deaths.
- Alcohol-related driver crashes were 3.9 times more likely to be fatal than other crashes.
- 3.4% of crashes involved an alcohol-related driver.

## Alcohol

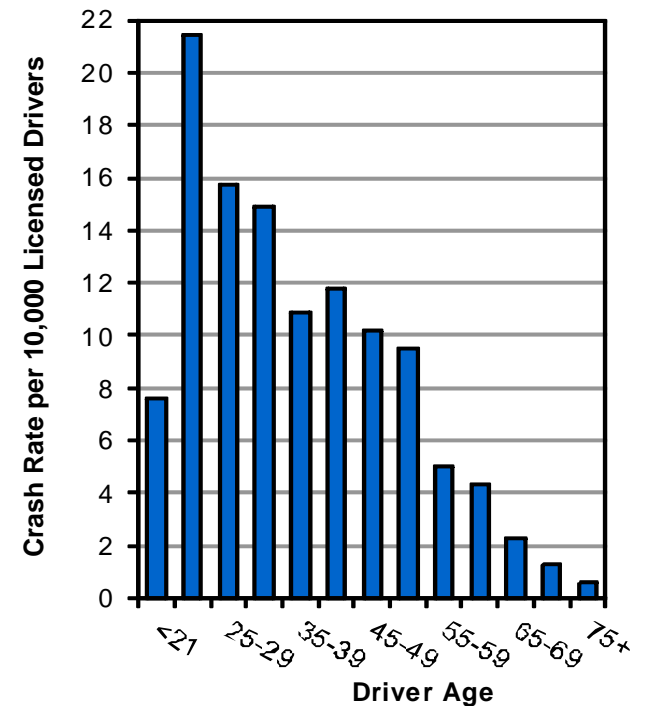


**Percent of Total Crashes with an Alcohol-Related Driver by Hour (Utah 2015)**



- While 3.4% of total crashes involved an alcohol-related driver, 17.3% of crashes occurring during the hours of 11:00 p.m.-4:59 a.m. involved an alcohol-related driver.

**Rate of Alcohol-Related Drivers in Crashes per Licensed Driver (Utah 2015)**



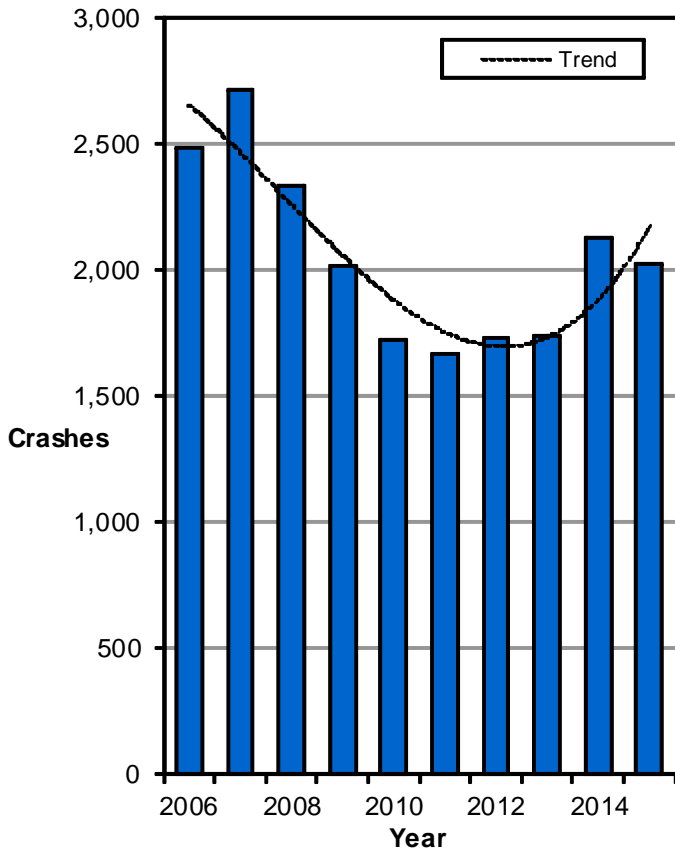
- Drivers aged 21 to 24 years had the highest rates of alcohol-related crashes.
- 158 (8%) of the drivers were under the age of 21 years.



### Previous DUI (Utah 2015)

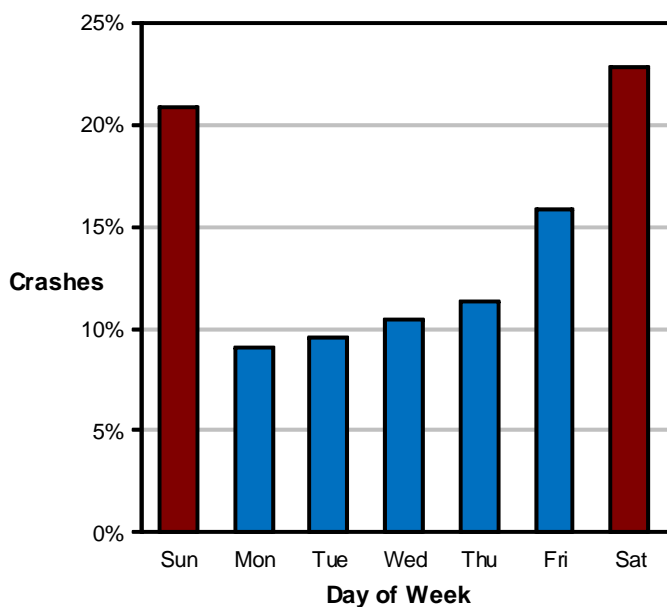
- 16% of the drunk drivers in fatal crashes were previously convicted of driving under the influence in the past five years.

## Alcohol-Related Driver Crashes (Utah 2006-2015)



- The number of alcohol-related driver crashes is on an increasing trend the last few years.

## Alcohol-Related Driver Crashes by Day of the Week (Utah 2015)

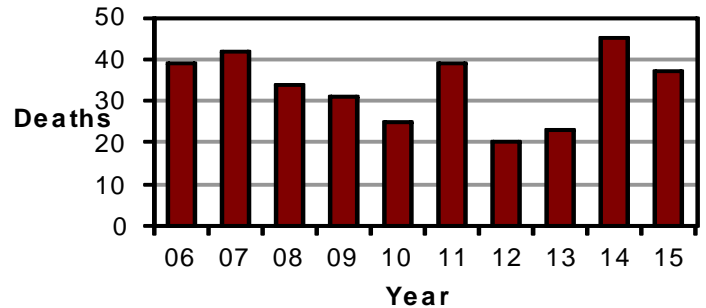


- The highest percentage of alcohol-related driver crashes occurred on weekends (44%).

# Alcohol

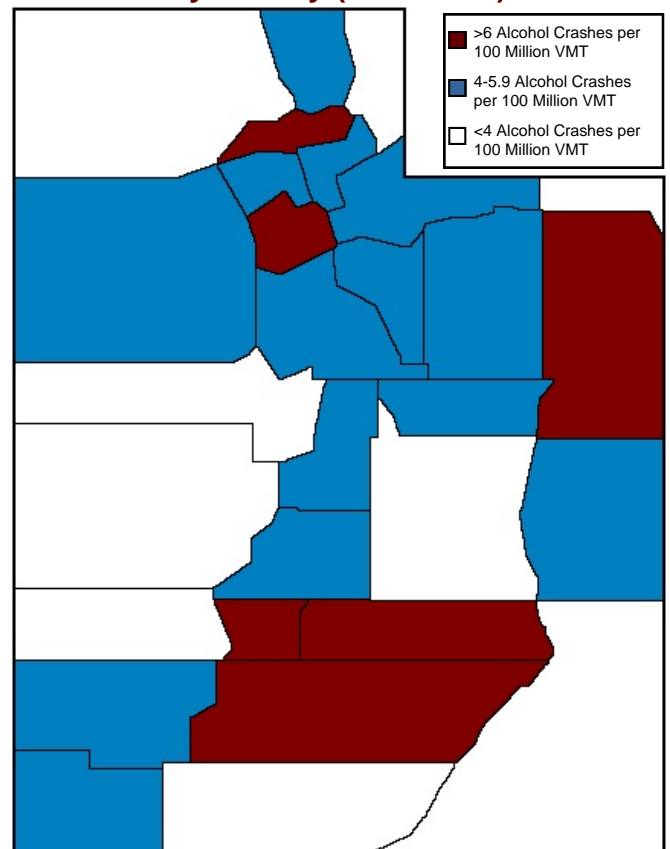


## Deaths from Drunk Drivers (Utah 2006-2015)



- The 45 deaths in 2014 was the highest amount since 56 deaths in 2004.

## Alcohol-Related Driver Crashes by County (Utah 2015)



- Salt Lake, Wayne, and Weber Counties had the highest rates of alcohol-related driver crashes per vehicle miles traveled (VMT).
- Juab, Rich, Beaver, and Millard Counties had the lowest rates of alcohol-related driver crashes per VMT.