

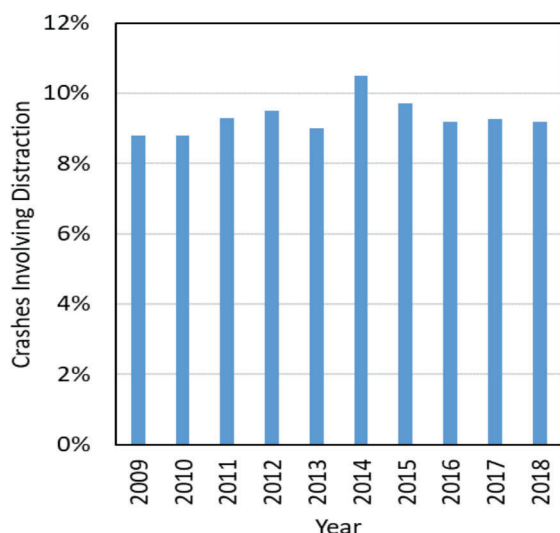
Distraction



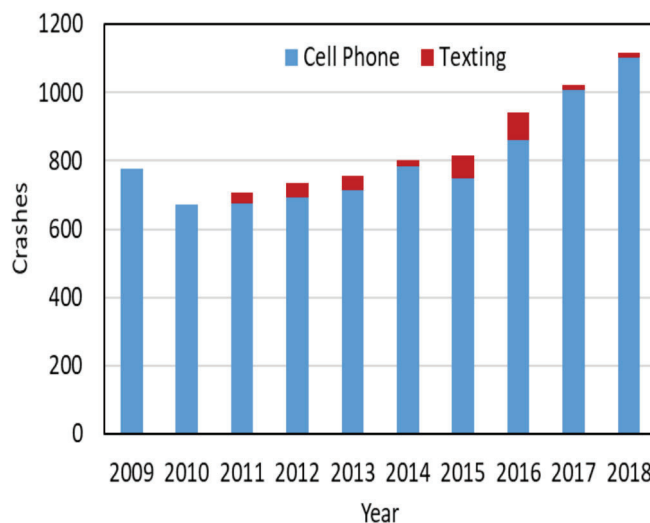
- 5,772 distracted driving crashes occurred in Utah in 2018, which resulted in 3,123 injured persons and 18 deaths.
- 9.2% of all crashes in Utah involved a distracted driver, and over half of the distracted driving crashes (56%) were rear-end crashes.

Driving is a multitask job and demands the full attention of the driver.

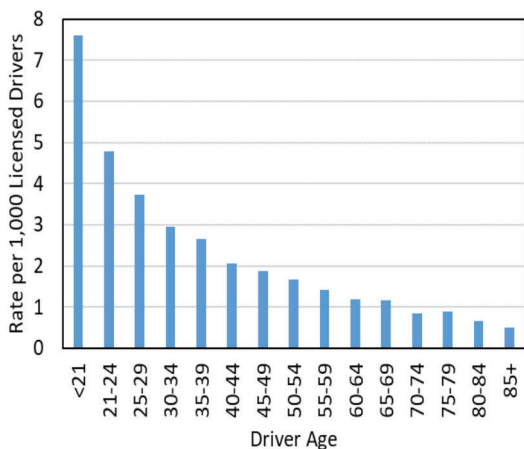
Percent of Crashes Involving Distracted Drivers by Year (Utah 2018)



Crashes Involving Drivers on Cell Phones and Texting (Utah 2009-2018)



Distracted Driver Crash Rates per Licensed Driver by Age (Utah 2018)



- Younger drivers had the highest rates of driver distraction in crashes.

- In 2007, a law was passed prohibiting handheld telephone use which could only be enforced if a moving traffic violation was committed.
- In 2009, a law was passed prohibiting texting while operating a moving motor vehicle.
- In 2011, texting was added to the distracted driving options on the police traffic crash report.
- Crashes involving drivers on cell phones have increased year over year since 2010.

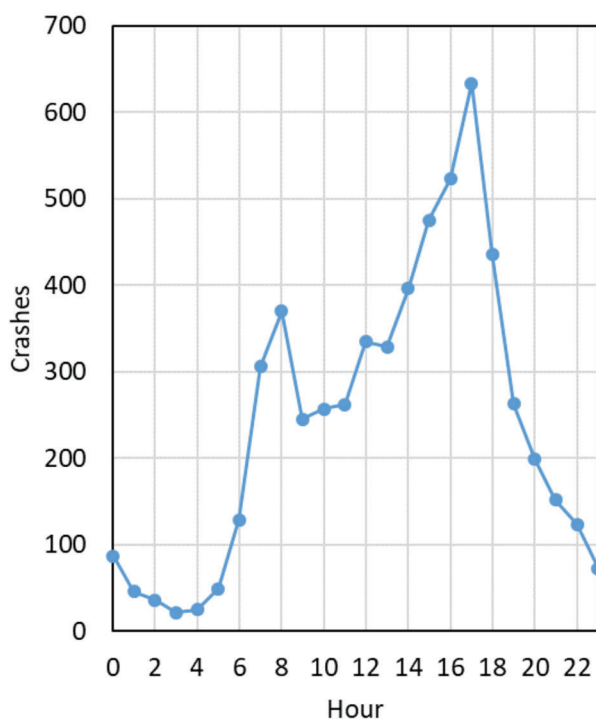
Distraction



Distracted Driving Crashes by Distraction Type (Utah 2018)

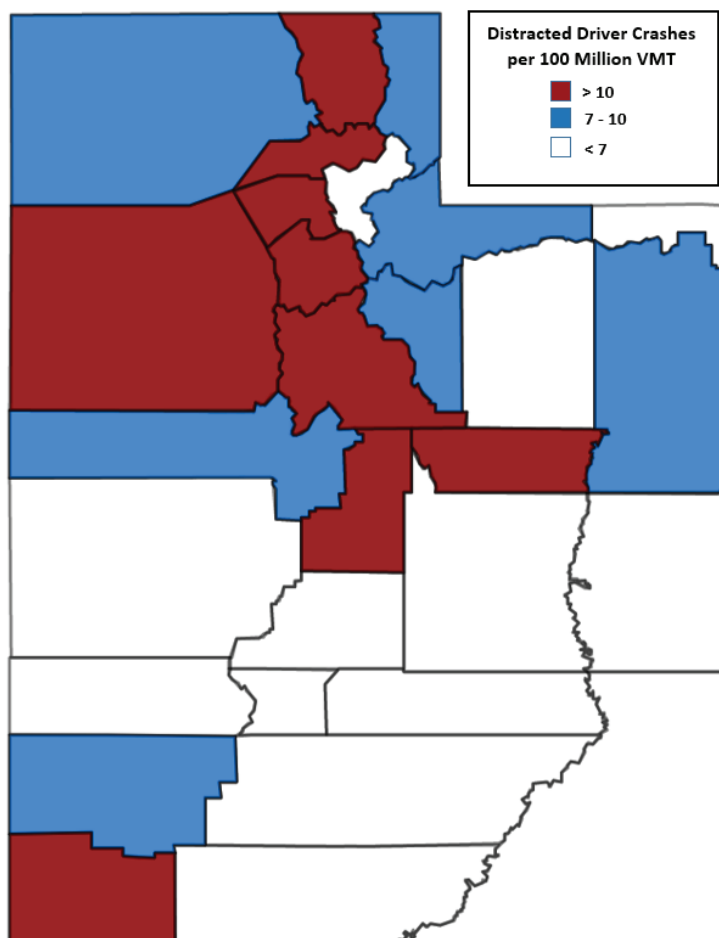
1. Cell Phone (19%)
2. Other Inside Distraction (12%)
3. Other External Distraction (11%)
4. Passengers (10%)
- Other Distraction (37%)

Distracted Driver Crashes by Hour (Utah 2018)



- The highest number of distraction crashes by hour occurred between 3 p.m. and 7 p.m.

Distracted Driver Crashes by County (Utah 2018)



- Salt Lake, Utah, Weber, Cache, and Davis counties (in that order) had the highest distracted driver crash rates per miles traveled (>18 distracted-driver crashes per 100 million vehicle miles traveled).

Note: While driver distraction numbers are significant, they may not state the true size of the problem, since the identification of distraction and its role in the crash by law enforcement can be very difficult.