

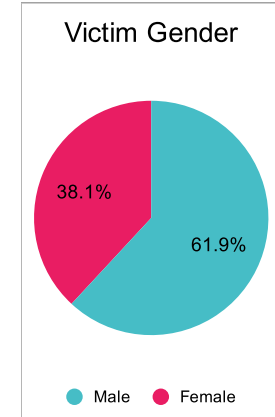
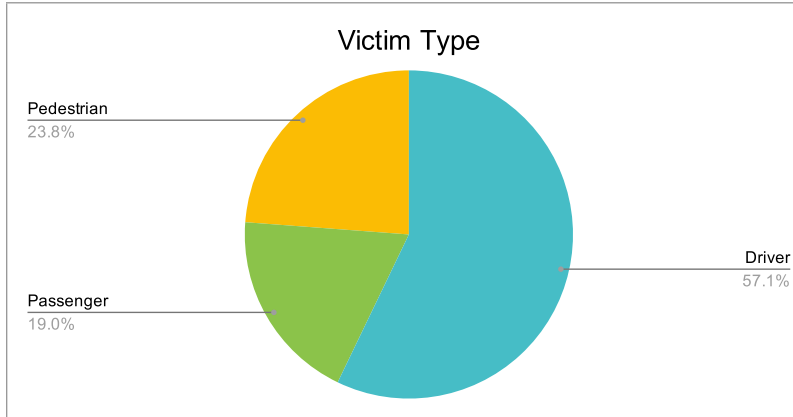
# Statewide Fatalities

Crash Details	
Total Fatal Crashes	17
Fatalities	21

Victim Type		
Driver	12	57%
Passenger	4	19%
Pedestrian	5	24%
Motorcycle Driver	0	0%
Motorcycle Passenger	0	0%
Bicyclist	0	0%
Person on Personal Conveyan	0	0%

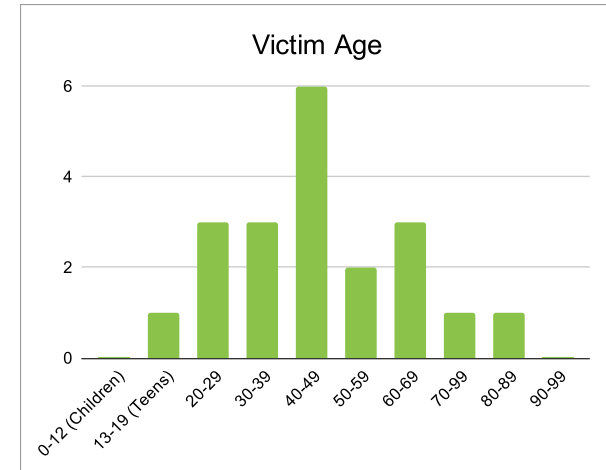
Victim Gender		
Male	13	62%
Female	8	38%
Unknown	0	0%

Victim Age		
0-12 (Children)	0	0%
13-19 (Teens)	1	5%
20-29	3	14%
30-39	3	14%
40-49	6	29%
50-59	2	10%
60-69	3	14%
70-99	1	5%
80-89	1	5%
90-99	0	0%



Speed		
Yes	4	19%
No	5	24%
Unknown	1	5%
Not Known Yet	11	52%

Safety Equipment		
	Seat Belt Use	Helmet Use
Yes/Correct	3	0
Yes/Not Correct	0	0
Yes/Unknown	0	0
No	4	0
Unknown	1	0
Not Applicable	5	21
Not Known Yet	8	0



*These numbers are preliminary and could change at anytime. The information in this report is based off the data available the time the report was created. For questions please contact the Traffic Records Supervisor at the Utah Highway Safety Office*