

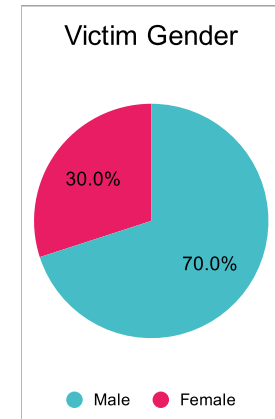
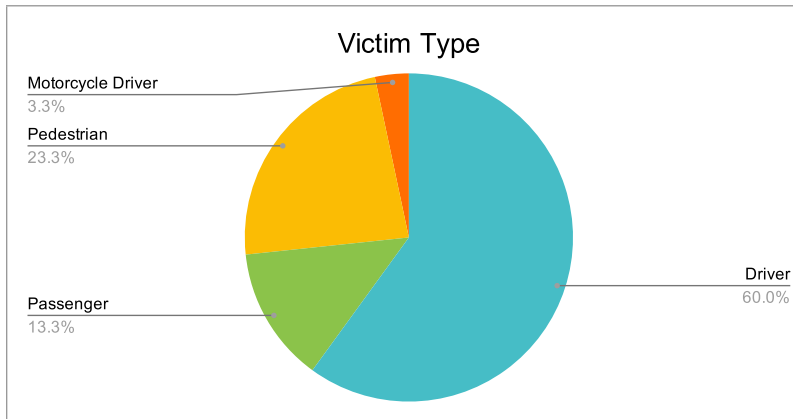
Statewide Fatalities

Crash Details	
Total Fatal Crashes	25
Fatalities	30

Victim Type		
Driver	18	60%
Passenger	4	13%
Pedestrian	7	23%
Motorcycle Driver	1	3%
Motorcycle Passenger	0	0%
Bicyclist	0	0%
Person on Personal Conveyan	0	0%

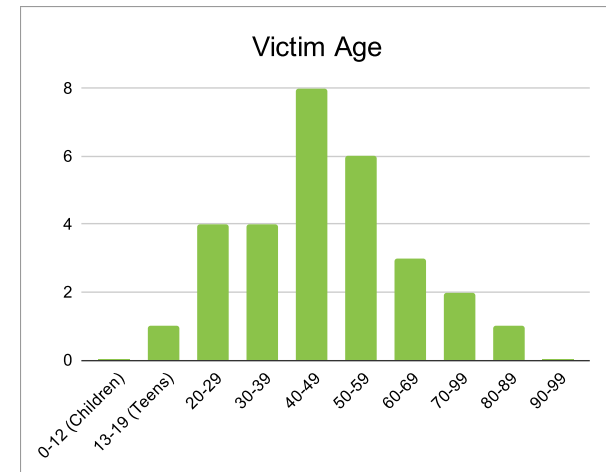
Victim Gender		
Male	21	70%
Female	9	30%
Unknown	0	0%

Victim Age		
0-12 (Children)	0	0%
13-19 (Teens)	1	3%
20-29	4	13%
30-39	4	13%
40-49	8	27%
50-59	6	20%
60-69	3	10%
70-99	2	7%
80-89	1	3%
90-99	0	0%



Speed		
Yes	7	23%
No	12	40%
Unknown	1	3%
Not Known Yet	10	33%

Safety Equipment		
	Seat Belt Use	Helmet Use
Yes/Correct	9	0
Yes/Not Correct	0	0
Yes/Unknown	0	0
No	5	0
Unknown	2	0
Not Applicable	8	29
Not Known Yet	6	1



These numbers are preliminary and could change at anytime. The information in this report is based off the data available the time the report was created. For questions please contact the Traffic Records Supervisor at the Utah Highway Safety Office.