

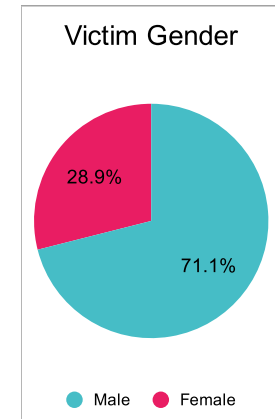
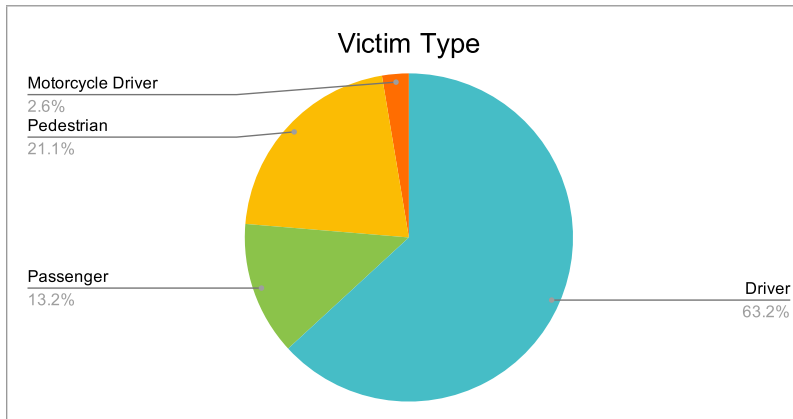
Statewide Fatalities

Crash Details	
Total Fatal Crashes	33
Fatalities	38

Victim Type		
Driver	24	63%
Passenger	5	13%
Pedestrian	8	21%
Motorcycle Driver	1	3%
Motorcycle Passenger	0	0%
Bicyclist	0	0%
Person on Personal Conveyan	0	0%

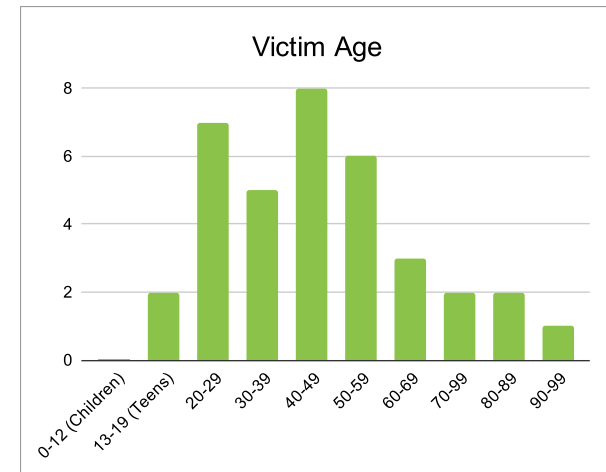
Victim Gender		
Male	27	71%
Female	11	29%
Unknown	0	0%

Victim Age		
0-12 (Children)	0	0%
13-19 (Teens)	2	5%
20-29	7	18%
30-39	5	13%
40-49	8	21%
50-59	6	16%
60-69	3	8%
70-99	2	5%
80-89	2	5%
90-99	1	3%



Speed		
Yes	12	32%
No	14	37%
Unknown	1	3%
Not Known Yet	10	26%

Safety Equipment		
	Seat Belt Use	Helmet Use
Yes/Correct	10	0
Yes/Not Correct	0	0
Yes/Unknown	0	0
No	6	0
Unknown	4	0
Not Applicable	9	37
Not Known Yet	9	1



These numbers are preliminary and could change at anytime. The information in this report is based off the data available the time the report was created. For questions please contact the Traffic Records Supervisor at the Utah Highway Safety Office.