

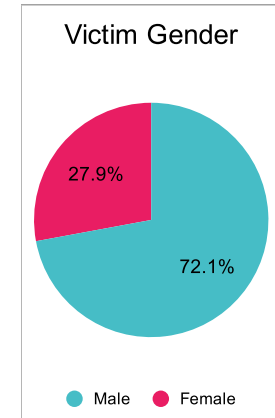
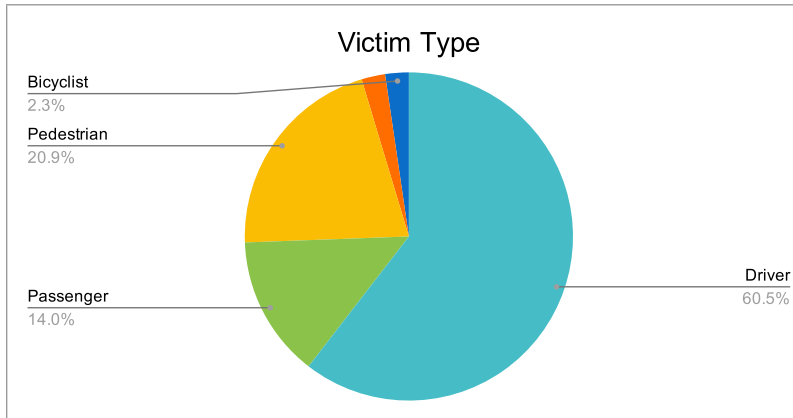
Statewide Fatalities

Crash Details	
Total Fatal Crashes	38
Fatalities	43

Victim Type		
Driver	26	60%
Passenger	6	14%
Pedestrian	9	21%
Motorcycle Driver	1	2%
Motorcycle Passenger	0	0%
Bicyclist	1	2%
Person on Personal Conveyan	0	0%

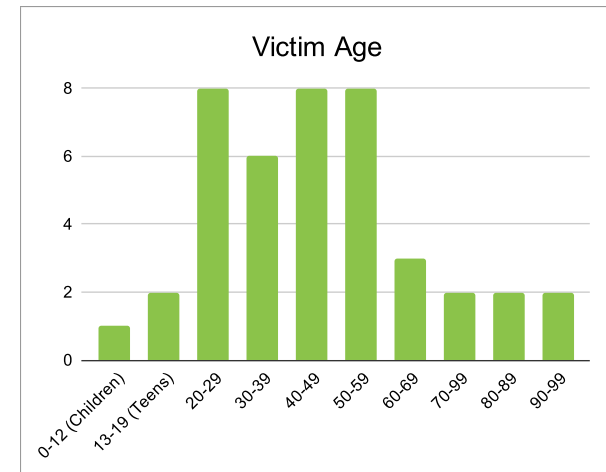
Victim Gender		
Male	31	72%
Female	12	28%
Unknown	0	0%

Victim Age		
0-12 (Children)	1	2%
13-19 (Teens)	2	5%
20-29	8	19%
30-39	6	14%
40-49	8	19%
50-59	8	19%
60-69	3	7%
70-99	2	5%
80-89	2	5%
90-99	2	5%



Speed		
Yes	13	30%
No	16	37%
Unknown	1	2%
Not Known Yet	13	30%

Safety Equipment		
	Seat Belt Use	Helmet Use
Yes/Correct	11	0
Yes/Not Correct	0	0
Yes/Unknown	0	0
No	6	0
Unknown	4	0
Not Applicable	11	41
Not Known Yet	11	2



These numbers are preliminary and could change at anytime. The information in this report is based off the data available the time the report was created. For questions please contact the Traffic Records Supervisor at the Utah Highway Safety Office.