

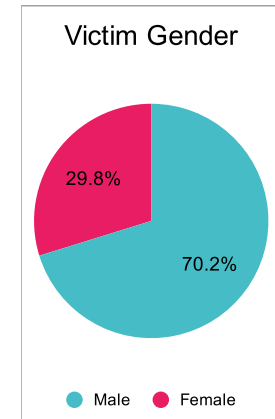
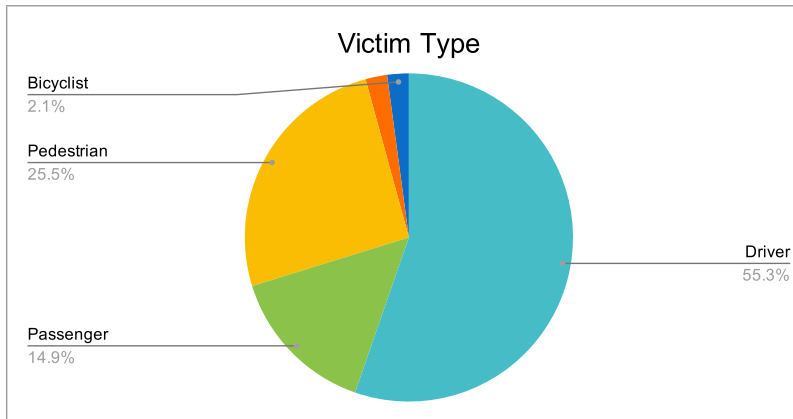
Statewide Fatalities

Crash Details	
Total Fatal Crashes	42
Fatalities	47

Victim Type		
Driver	26	55%
Passenger	7	15%
Pedestrian	12	26%
Motorcycle Driver	1	2%
Motorcycle Passenger	0	0%
Bicyclist	1	2%
Person on Personal Conveyan	0	0%

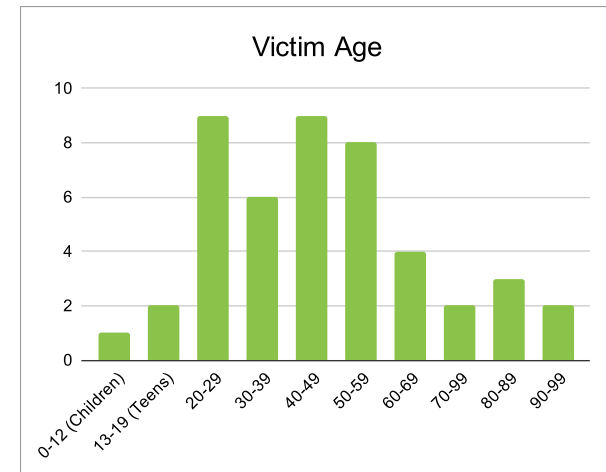
Victim Gender		
Male	33	70%
Female	14	30%
Unknown	0	0%

Victim Age		
0-12 (Children)	1	2%
13-19 (Teens)	2	4%
20-29	9	19%
30-39	6	13%
40-49	9	19%
50-59	8	17%
60-69	4	9%
70-99	2	4%
80-89	3	6%
90-99	2	4%



Speed		
Yes	13	28%
No	19	40%
Unknown	1	2%
Not Known Yet	14	30%

Safety Equipment		
	Seat Belt Use	Helmet Use
Yes/Correct	13	1
Yes/Not Correct	0	0
Yes/Unknown	0	0
No	6	0
Unknown	4	0
Not Applicable	14	45
Not Known Yet	10	1



These numbers are preliminary and could change at anytime. The information in this report is based off the data available the time the report was created. For questions please contact the Traffic Records Supervisor at the Utah Highway Safety Office.