

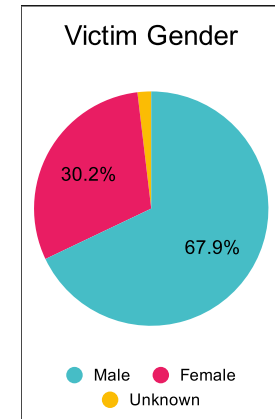
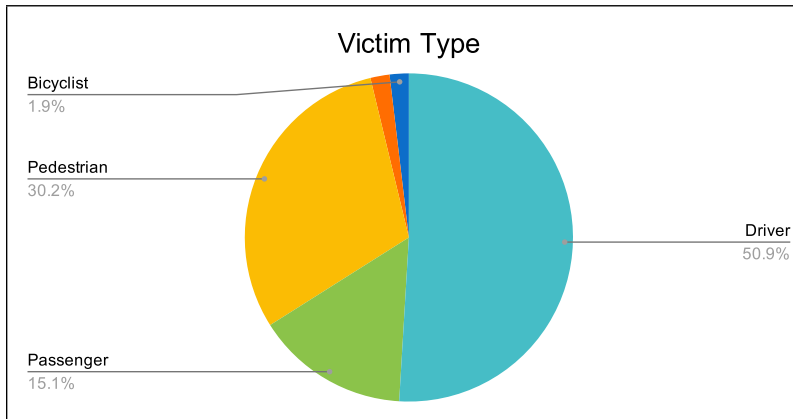
# Statewide Fatalities

Crash Details	
Total Fatal Crashes	48
Fatalities	53

Victim Type		
Driver	27	51%
Passenger	8	15%
Pedestrian	16	30%
Motorcycle Driver	1	2%
Motorcycle Passenger	0	0%
Bicyclist	1	2%
Person on Personal Conveyan	0	0%

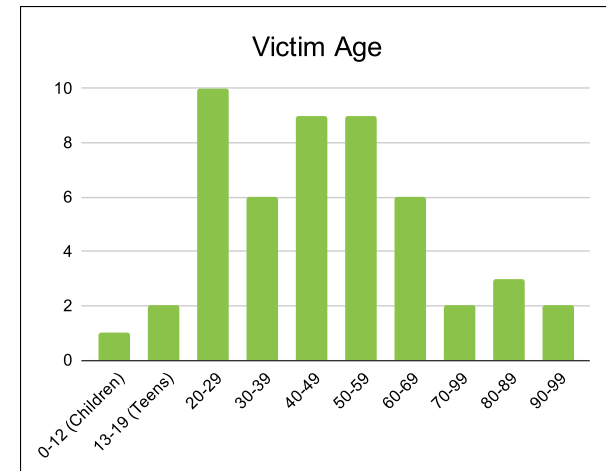
Victim Gender		
Male	36	68%
Female	16	30%
Unknown	1	2%

Victim Age		
0-12 (Children)	1	2%
13-19 (Teens)	2	4%
20-29	10	19%
30-39	6	11%
40-49	9	17%
50-59	9	17%
60-69	6	11%
70-99	2	4%
80-89	3	6%
90-99	2	4%



Speed		
Yes	13	25%
No	20	38%
Unknown	1	2%
Not Known Yet	19	36%

Safety Equipment		
	Seat Belt Use	Helmet Use
Yes/Correct	13	1
Yes/Not Correct	0	0
Yes/Unknown	0	0
No	7	0
Unknown	4	0
Not Applicable	17	51
Not Known Yet	12	1



*These numbers are preliminary and could change at anytime. The information in this report is based off the data available the time the report was created. For questions please contact the Traffic Records Supervisor at the Utah Highway Safety Office.*