

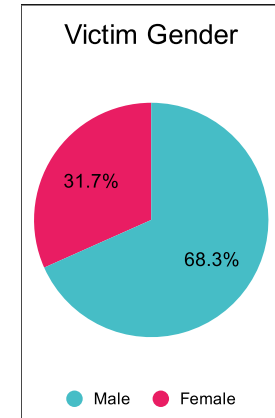
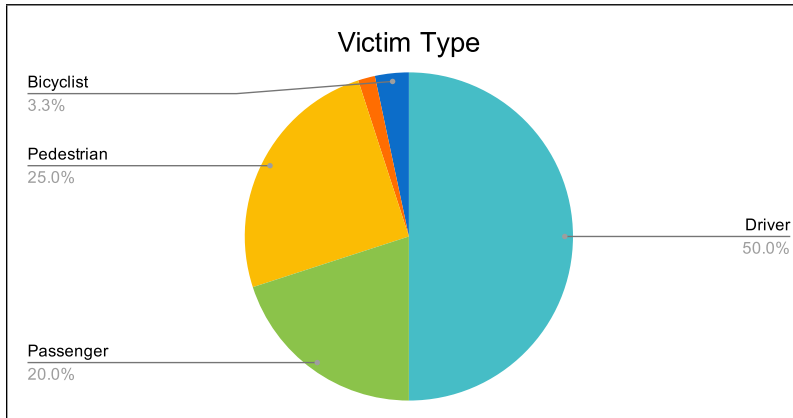
Statewide Fatalities

Crash Details	
Total Fatal Crashes	53
Fatalities	60

Victim Type		
Driver	30	50%
Passenger	12	20%
Pedestrian	15	25%
Motorcycle Driver	1	2%
Motorcycle Passenger	0	0%
Bicyclist	2	3%
Person on Personal Conveyan	0	0%

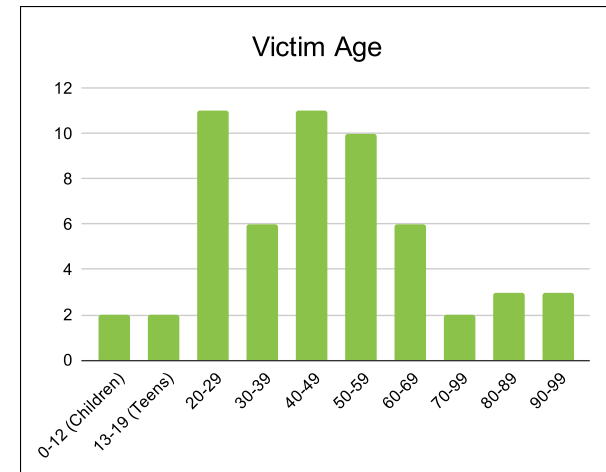
Victim Gender		
Male	41	68%
Female	19	32%
Unknown	0	0%

Victim Age		
0-12 (Children)	2	3%
13-19 (Teens)	2	3%
20-29	11	18%
30-39	6	10%
40-49	11	18%
50-59	10	17%
60-69	6	10%
70-99	2	3%
80-89	3	5%
90-99	3	5%



Speed		
Yes	13	22%
No	23	38%
Unknown	1	2%
Not Known Yet	23	38%

Safety Equipment		
	Seat Belt Use	Helmet Use
Yes/Correct	15	1
Yes/Not Correct	0	0
Yes/Unknown	0	0
No	11	1
Unknown	5	0
Not Applicable	17	57
Not Known Yet	12	1



These numbers are preliminary and could change at anytime. The information in this report is based off the data available the time the report was created. For questions please contact the Traffic Records Supervisor at the Utah Highway Safety Office.