

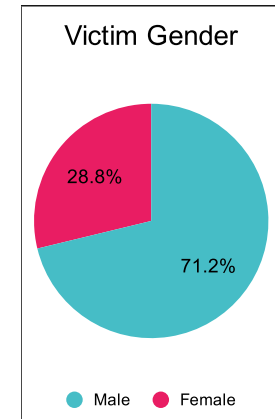
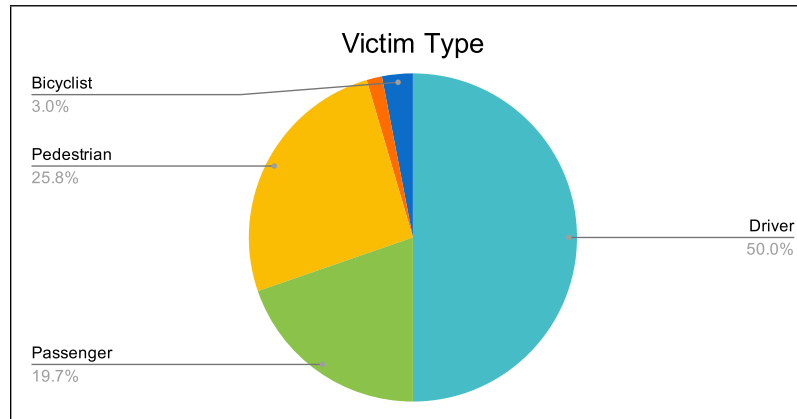
# Statewide Fatalities

Crash Details	
Total Fatal Crashes	60
Fatalities	67

Victim Type		
Driver	33	49%
Passenger	13	19%
Pedestrian	17	25%
Motorcycle Driver	1	1%
Motorcycle Passenger	0	0%
Bicyclist	2	3%
Person on Personal Conveyan	0	0%

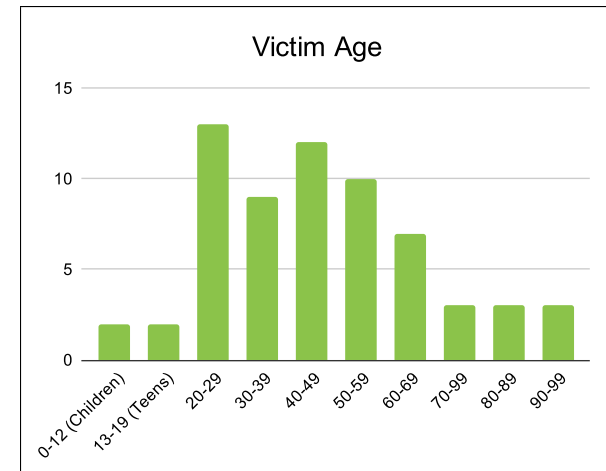
Victim Gender		
Male	47	70%
Female	19	28%
Unknown	0	0%

Victim Age		
0-12 (Children)	2	3%
13-19 (Teens)	2	3%
20-29	13	19%
30-39	9	13%
40-49	12	18%
50-59	10	15%
60-69	7	10%
70-99	3	4%
80-89	3	4%
90-99	3	4%



Speed		
Yes	14	21%
No	24	36%
Unknown	1	1%
Not Known Yet	28	42%

Safety Equipment		
	Seat Belt Use	Helmet Use
Yes/Correct	18	1
Yes/Not Correct	0	0
Yes/Unknown	0	0
No	14	1
Unknown	5	0
Not Applicable	19	62
Not Known Yet	11	3



*These numbers are preliminary and could change at anytime. The information in this report is based off the data available the time the report was created. For questions please contact the Traffic Records Supervisor at the Utah Highway Safety Office.*