

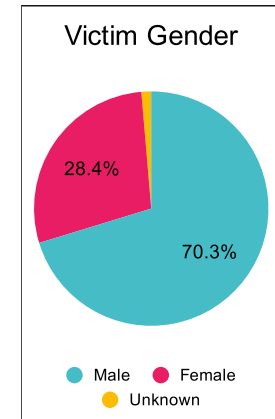
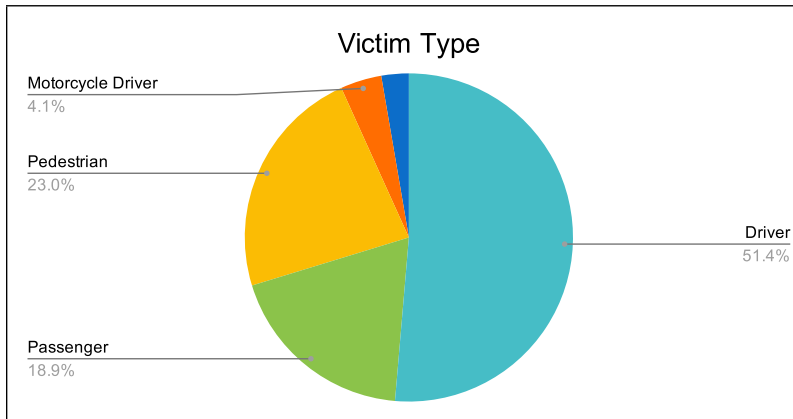
Statewide Fatalities

Crash Details	
Total Fatal Crashes	67
Fatalities	74

Victim Type		
Driver	38	51%
Passenger	14	19%
Pedestrian	17	23%
Motorcycle Driver	3	4%
Motorcycle Passenger	0	0%
Bicyclist	2	3%
Person on Personal Conveyan	0	0%

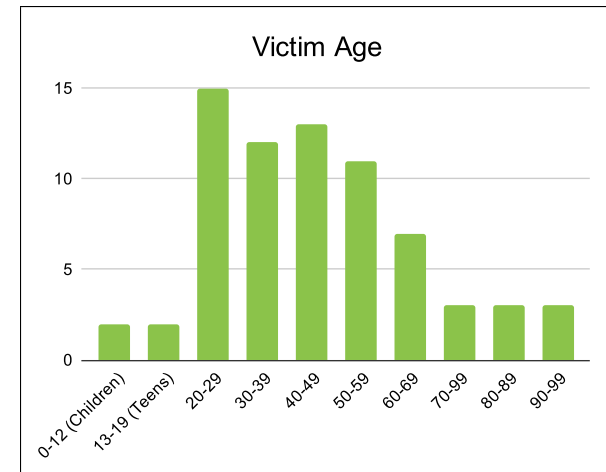
Victim Gender		
Male	52	70%
Female	21	28%
Unknown	1	1%

Victim Age		
0-12 (Children)	2	3%
13-19 (Teens)	2	3%
20-29	15	20%
30-39	12	16%
40-49	13	18%
50-59	11	15%
60-69	7	9%
70-99	3	4%
80-89	3	4%
90-99	3	4%



Speed		
Yes	16	22%
No	25	34%
Unknown	1	1%
Not Known Yet	31	42%

Safety Equipment		
	Seat Belt Use	Helmet Use
Yes/Correct	20	2
Yes/Not Correct	0	0
Yes/Unknown	0	0
No	15	2
Unknown	5	0
Not Applicable	23	65
Not Known Yet	11	5



These numbers are preliminary and could change at anytime. The information in this report is based off the data available the time the report was created. For questions please contact the Traffic Records Supervisor at the Utah Highway Safety Office.