

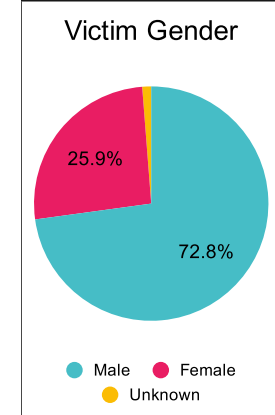
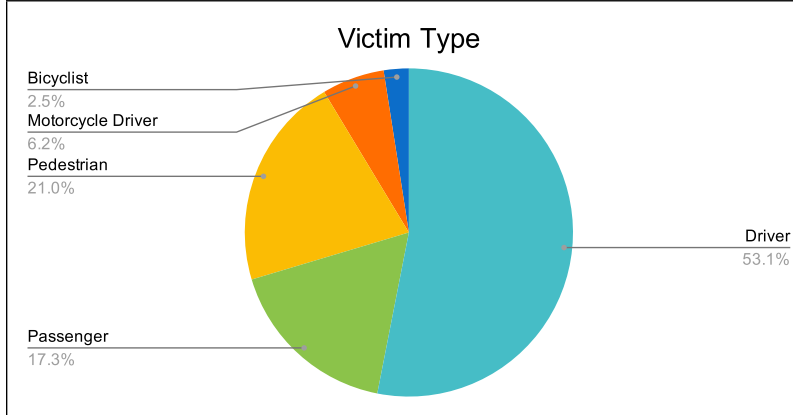
Statewide Fatalities

Crash Details	
Total Fatal Crashes	73
Fatalities	81

Victim Type		
Driver	43	53%
Passenger	14	17%
Pedestrian	17	21%
Motorcycle Driver	5	6%
Motorcycle Passenger	0	0%
Bicyclist	2	2%
Person on Personal Conveyan	0	0%

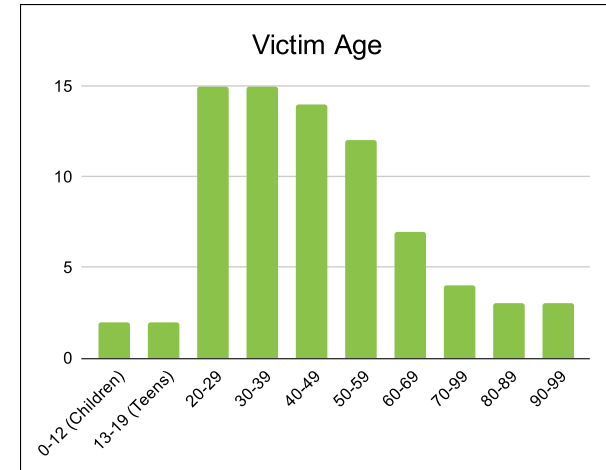
Victim Gender		
Male	59	73%
Female	21	26%
Unknown	1	1%

Victim Age		
0-12 (Children)	2	2%
13-19 (Teens)	2	2%
20-29	15	19%
30-39	15	19%
40-49	14	17%
50-59	12	15%
60-69	7	9%
70-99	4	5%
80-89	3	4%
90-99	3	4%



Speed		
Yes	16	20%
No	28	35%
Unknown	1	1%
Not Known Yet	35	43%

Safety Equipment		
	Seat Belt Use	Helmet Use
Yes/Correct	20	3
Yes/Not Correct	0	0
Yes/Unknown	0	0
No	16	2
Unknown	6	0
Not Applicable	25	70
Not Known Yet	14	6



These numbers are preliminary and could change at anytime. The information in this report is based off the data available the time the report was created. For questions please contact the Traffic Records Supervisor at the Utah Highway Safety Office.