

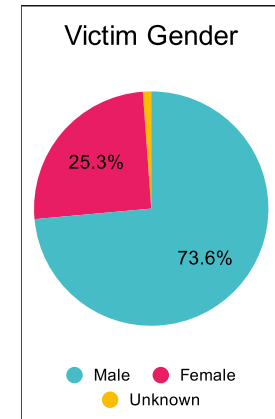
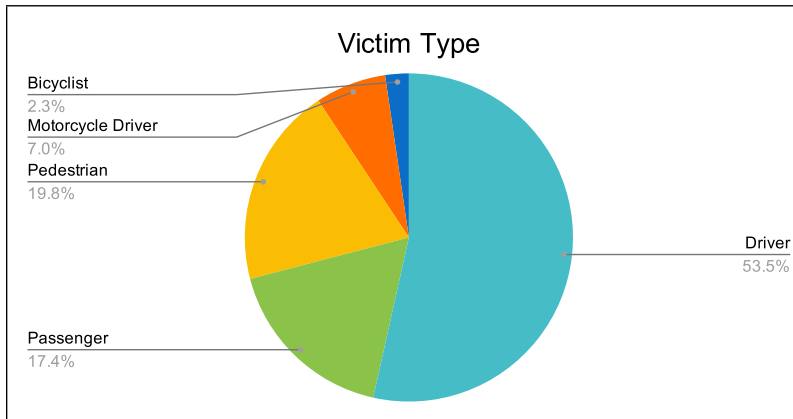
Statewide Fatalities

Crash Details	
Total Fatal Crashes	79
Fatalities	87

Victim Type		
Driver	46	53%
Passenger	15	17%
Pedestrian	17	20%
Motorcycle Driver	6	7%
Motorcycle Passenger	0	0%
Bicyclist	2	2%
Person on Personal Conveyan	0	0%

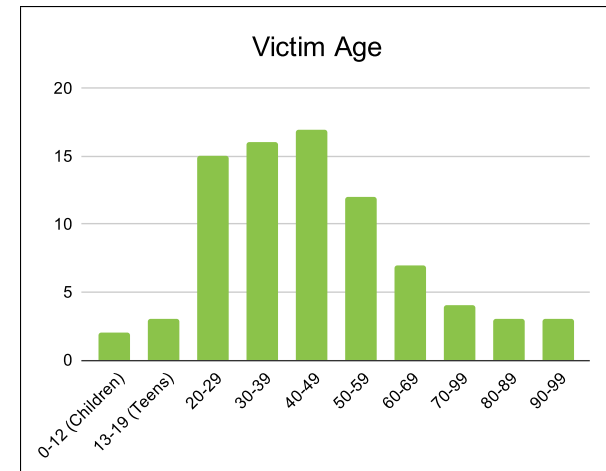
Victim Gender		
Male	64	74%
Female	22	25%
Unknown	1	1%

Victim Age		
0-12 (Children)	2	2%
13-19 (Teens)	3	3%
20-29	15	17%
30-39	16	18%
40-49	17	20%
50-59	12	14%
60-69	7	8%
70-99	4	5%
80-89	3	3%
90-99	3	3%



Speed		
Yes	16	18%
No	28	32%
Unknown	1	1%
Not Known Yet	41	47%

Safety Equipment		
	Seat Belt Use	Helmet Use
Yes/Correct	20	4
Yes/Not Correct	0	0
Yes/Unknown	0	0
No	16	2
Unknown	6	0
Not Applicable	27	74
Not Known Yet	18	7



These numbers are preliminary and could change at anytime. The information in this report is based off the data available the time the report was created. For questions please contact the Traffic Records Supervisor at the Utah Highway Safety Office.