

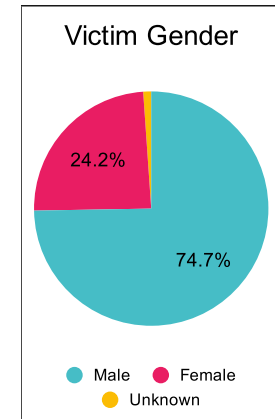
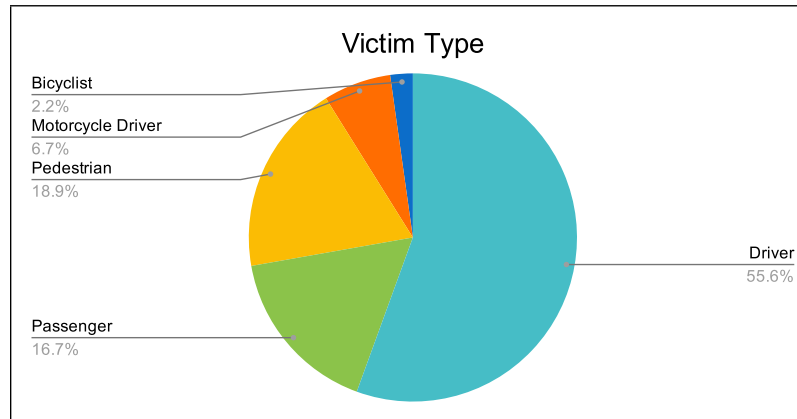
Statewide Fatalities

Crash Details	
Total Fatal Crashes	83
Fatalities	91

Victim Type		
Driver	50	55%
Passenger	15	16%
Pedestrian	17	19%
Motorcycle Driver	6	7%
Motorcycle Passenger	0	0%
Bicyclist	2	2%
Person on Personal Conveyan	0	0%

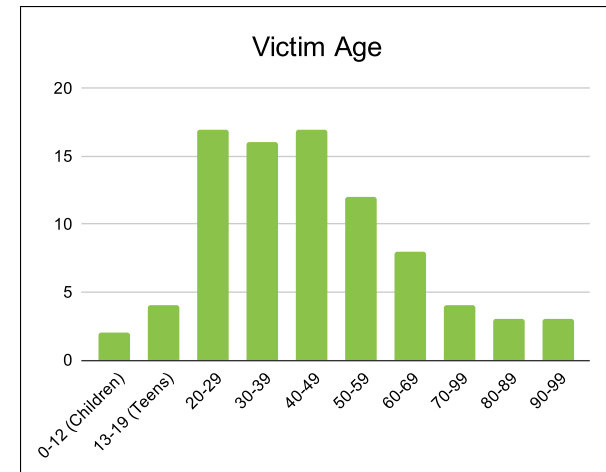
Victim Gender		
Male	68	75%
Female	22	24%
Unknown	1	1%

Victim Age		
0-12 (Children)	2	2%
13-19 (Teens)	4	4%
20-29	17	19%
30-39	16	18%
40-49	17	19%
50-59	12	13%
60-69	8	9%
70-99	4	4%
80-89	3	3%
90-99	3	3%



Speed		
Yes	21	23%
No	30	33%
Unknown	1	1%
Not Known Yet	38	42%

Safety Equipment		
	Seat Belt Use	Helmet Use
Yes/Correct	21	5
Yes/Not Correct	0	0
Yes/Unknown	0	0
No	18	3
Unknown	9	1
Not Applicable	27	79
Not Known Yet	16	3



These numbers are preliminary and could change at anytime. The information in this report is based off the data available the time the report was created. For questions please contact the Traffic Records Supervisor at the Utah Highway Safety Office.