

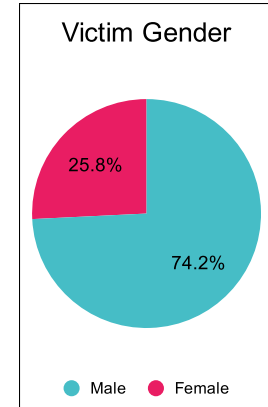
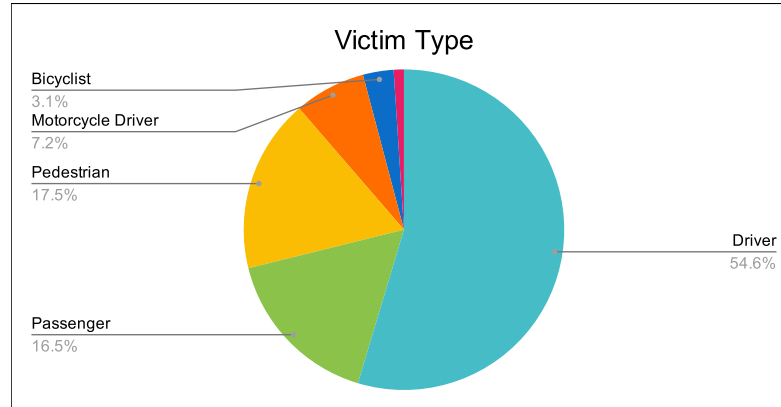
Statewide Fatalities

Crash Details	
Total Fatal Crashes	89
Fatalities	97

Victim Type		
Driver	53	55%
Passenger	16	16%
Pedestrian	17	18%
Motorcycle Driver	7	7%
Motorcycle Passenger	0	0%
Bicyclist	3	3%
Person on Personal Conveyance	1	1%

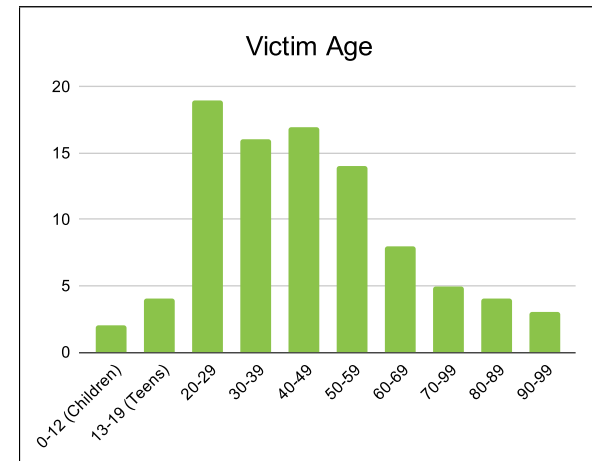
Victim Gender		
Male	72	74%
Female	25	26%
Unknown	0	0%

Victim Age		
0-12 (Children)	2	2%
13-19 (Teens)	4	4%
20-29	19	20%
30-39	16	16%
40-49	17	18%
50-59	14	14%
60-69	8	8%
70-99	5	5%
80-89	4	4%
90-99	3	3%



Speed		
Yes	22	23%
No	32	33%
Unknown	1	1%
Not Known Yet	42	43%

Safety Equipment		
	Seat Belt Use	Helmet Use
Yes/Correct	22	7
Yes/Not Correct	1	0
Yes/Unknown	0	0
No	19	3
Unknown	9	1
Not Applicable	30	84
Not Known Yet	16	2



These numbers are preliminary and could change at anytime. The information in this report is based off the data available at the time the report was created. For questions please contact the Traffic Records Supervisor at the Utah Highway Safety Office.