

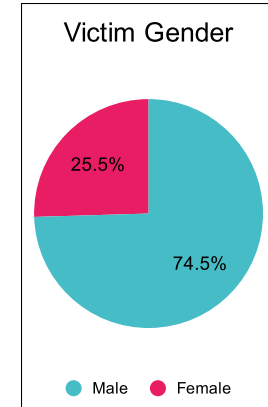
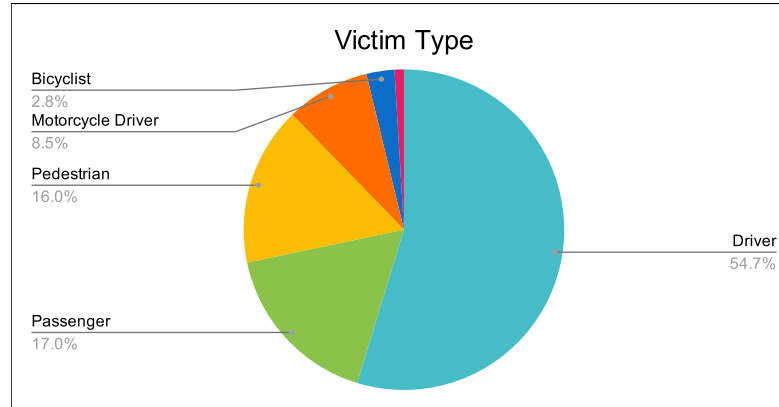
Statewide Fatalities

Crash Details	
Total Fatal Crashes	98
Fatalities	106

Victim Type		
Driver	58	55%
Passenger	18	17%
Pedestrian	17	16%
Motorcycle Driver	9	8%
Motorcycle Passenger	0	0%
Bicyclist	3	3%
Person on Personal Conveyance	1	1%

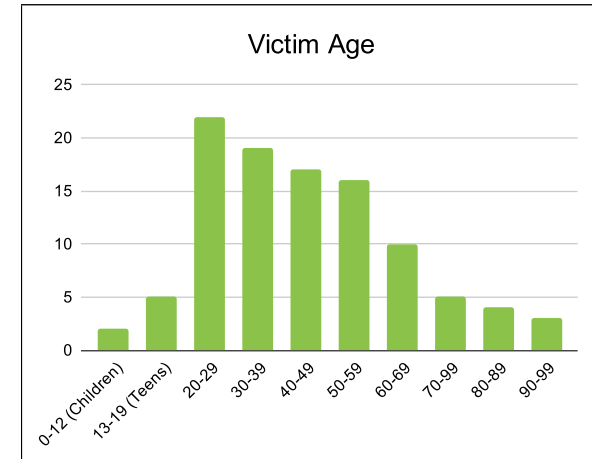
Victim Gender		
Male	79	75%
Female	27	25%
Unknown	0	0%

Victim Age		
0-12 (Children)	2	2%
13-19 (Teens)	5	5%
20-29	22	21%
30-39	19	18%
40-49	17	16%
50-59	16	15%
60-69	10	9%
70-99	5	5%
80-89	4	4%
90-99	3	3%



Speed		
Yes	23	22%
No	32	30%
Unknown	1	1%
Not Known Yet	50	47%

Safety Equipment		
	Seat Belt Use	Helmet Use
Yes/Correct	25	8
Yes/Not Correct	1	0
Yes/Unknown	0	0
No	23	4
Unknown	9	1
Not Applicable	32	91
Not Known Yet	16	2



These numbers are preliminary and could change at anytime. The information in this report is based off the data available at the time the report was created. For questions please contact the Traffic Records Supervisor at the Utah Highway Safety Office.