

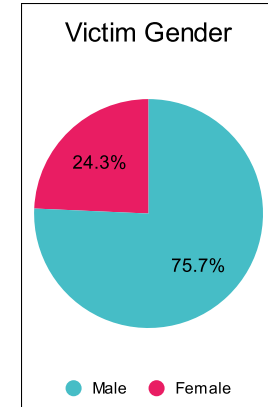
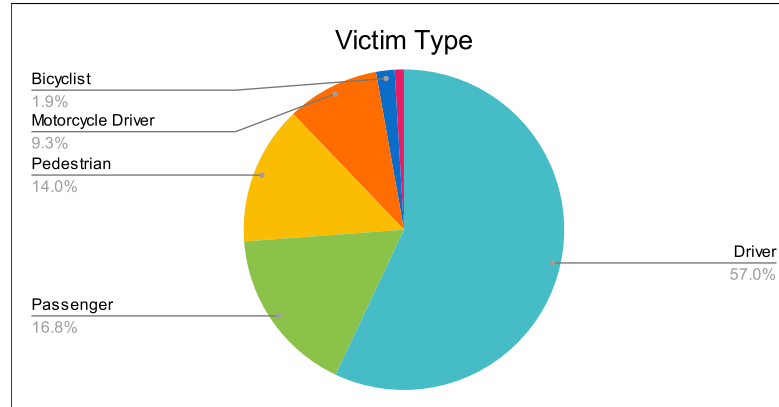
Statewide Fatalities

Crash Details	
Total Fatal Crashes	99
Fatalities	107

Victim Type		
Driver	61	57%
Passenger	18	17%
Pedestrian	15	14%
Motorcycle Driver	10	9%
Motorcycle Passenger	0	0%
Bicyclist	2	2%
Person on Personal Conveyance	1	1%

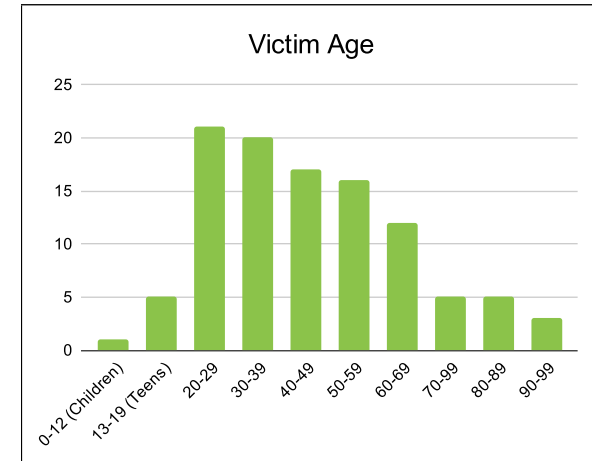
Victim Gender		
Male	81	76%
Female	26	24%
Unknown	0	0%

Victim Age		
0-12 (Children)	1	1%
13-19 (Teens)	5	5%
20-29	21	20%
30-39	20	19%
40-49	17	16%
50-59	16	15%
60-69	12	11%
70-99	5	5%
80-89	5	5%
90-99	3	3%



Speed		
Yes	29	27%
No	46	43%
Unknown	1	1%
Not Known Yet	31	29%

Safety Equipment		
	Seat Belt Use	Helmet Use
Yes/Correct	26	8
Yes/Not Correct	1	0
Yes/Unknown	0	0
No	28	4
Unknown	9	1
Not Applicable	30	92
Not Known Yet	13	2



These numbers are preliminary and could change at anytime. The information in this report is based off the data available at the time the report was created. For questions please contact the Traffic Records Supervisor at the Utah Highway Safety Office.