

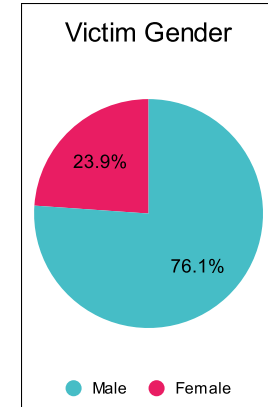
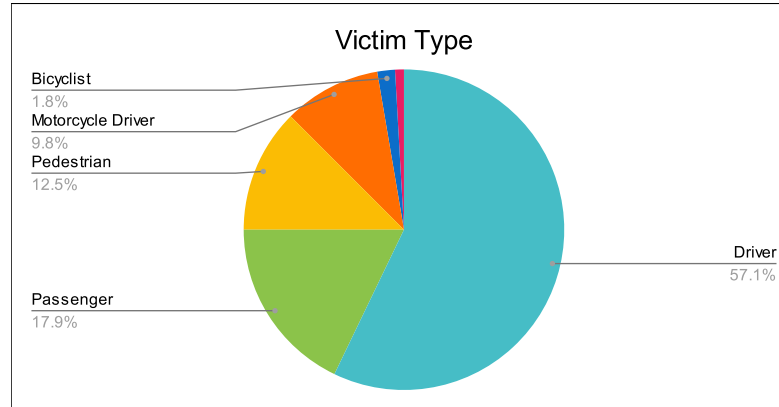
Statewide Fatalities

Crash Details	
Total Fatal Crashes	104
Fatalities	113

Victim Type		
Driver	64	57%
Passenger	20	18%
Pedestrian	14	12%
Motorcycle Driver	11	10%
Motorcycle Passenger	0	0%
Bicyclist	2	2%
Person on Personal Conveyance	1	1%

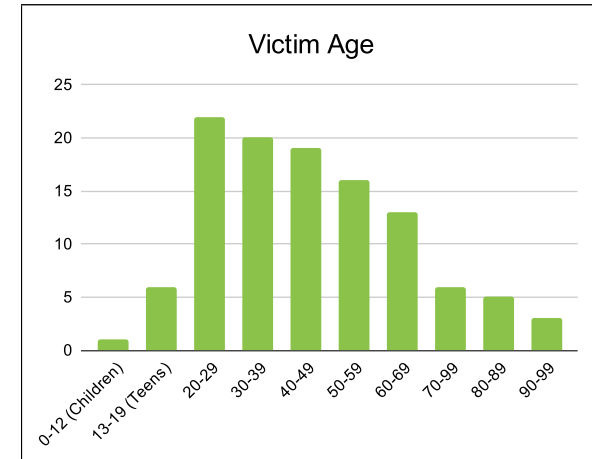
Victim Gender		
Male	86	76%
Female	27	24%
Unknown	0	0%

Victim Age		
0-12 (Children)	1	1%
13-19 (Teens)	6	5%
20-29	22	19%
30-39	20	18%
40-49	19	17%
50-59	16	14%
60-69	13	12%
70-99	6	5%
80-89	5	4%
90-99	3	3%



Speed		
Yes	31	27%
No	47	42%
Unknown	1	1%
Not Known Yet	34	30%

Safety Equipment		
	Seat Belt Use	Helmet Use
Yes/Correct	26	8
Yes/Not Correct	1	0
Yes/Unknown	0	0
No	30	4
Unknown	10	1
Not Applicable	30	96
Not Known Yet	15	3



These numbers are preliminary and could change at anytime. The information in this report is based off the data available at the time the report was created. For questions please contact the Traffic Records Supervisor at the Utah Highway Safety Office.