

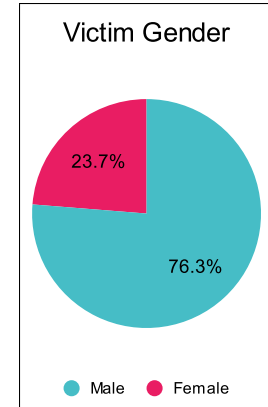
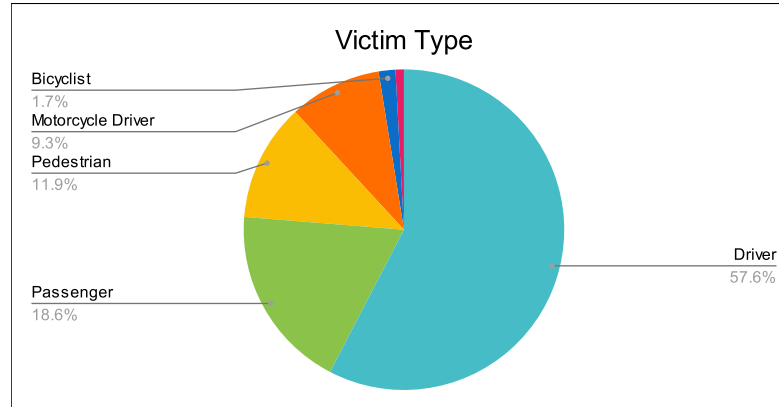
Statewide Fatalities

Crash Details	
Total Fatal Crashes	109
Fatalities	118

Victim Type		
Driver	68	58%
Passenger	22	19%
Pedestrian	14	12%
Motorcycle Driver	11	9%
Motorcycle Passenger	0	0%
Bicyclist	2	2%
Person on Personal Conveyance	1	1%

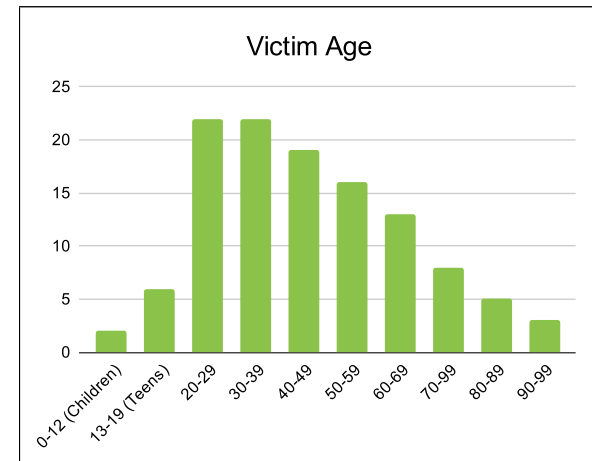
Victim Gender		
Male	90	76%
Female	28	24%
Unknown	0	0%

Victim Age		
0-12 (Children)	2	2%
13-19 (Teens)	6	5%
20-29	22	19%
30-39	22	19%
40-49	19	16%
50-59	16	14%
60-69	13	11%
70-99	8	7%
80-89	5	4%
90-99	3	3%



Speed		
Yes	34	29%
No	54	46%
Unknown	1	1%
Not Known Yet	29	25%

Safety Equipment		
	Seat Belt Use	Helmet Use
Yes/Correct	29	9
Yes/Not Correct	1	0
Yes/Unknown	0	0
No	34	4
Unknown	10	1
Not Applicable	30	103
Not Known Yet	14	1



These numbers are preliminary and could change at anytime. The information in this report is based off the data available at the time the report was created. For questions please contact the Traffic Records Supervisor at the Utah Highway Safety Office.