

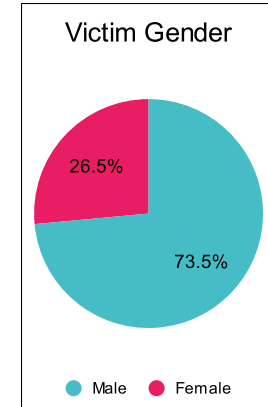
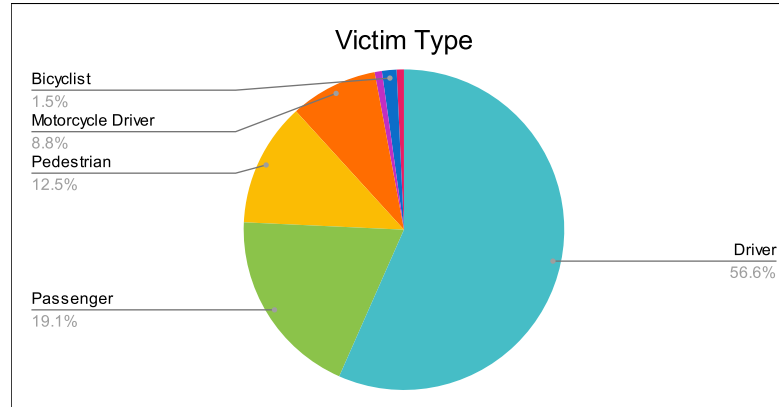
Statewide Fatalities

Crash Details	
Total Fatal Crashes	124
Fatalities	136

Victim Type		
Driver	77	57%
Passenger	26	19%
Pedestrian	17	13%
Motorcycle Driver	12	9%
Motorcycle Passenger	1	1%
Bicyclist	2	1%
Person on Personal Conveyance	1	1%

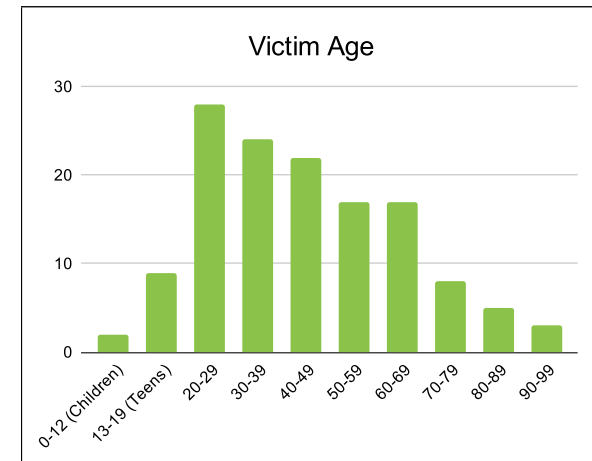
Victim Gender		
Male	100	74%
Female	36	26%
Unknown	0	0%

Victim Age		
0-12 (Children)	2	1%
13-19 (Teens)	9	7%
20-29	28	21%
30-39	24	18%
40-49	22	16%
50-59	17	13%
60-69	17	13%
70-79	8	6%
80-89	5	4%
90-99	3	2%



Speed		
Yes	38	28%
No	58	43%
Unknown	1	1%
Not Known Yet	39	29%

Safety Equipment		
	Seat Belt Use	Helmet Use
Yes/Correct	33	9
Yes/Not Correct	1	0
Yes/Unknown	0	0
No	36	5
Unknown	11	1
Not Applicable	35	119
Not Known Yet	20	2



These numbers are preliminary and could change at anytime. The information in this report is based off the data available at the time the report was created. For questions please contact the Traffic Records Supervisor at the Utah Highway Safety Office.