

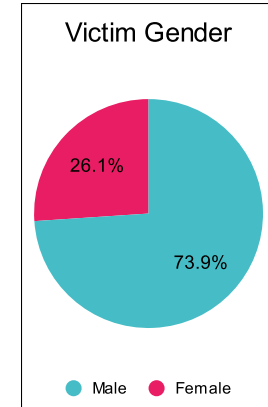
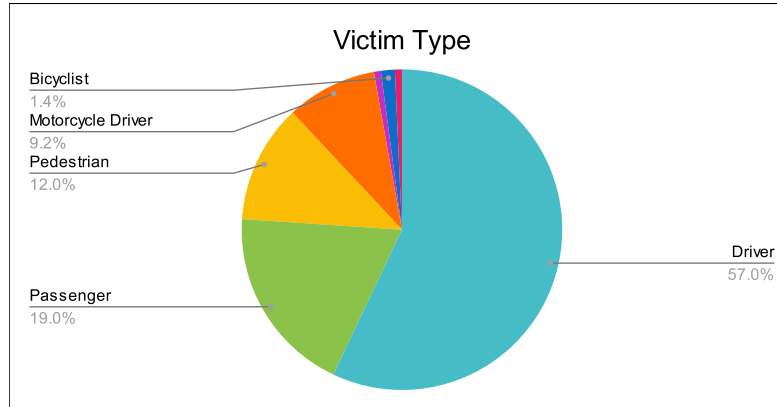
Statewide Fatalities

Crash Details	
Total Fatal Crashes	129
Fatalities	142

Victim Type		
Driver	81	57%
Passenger	27	19%
Pedestrian	17	12%
Motorcycle Driver	13	9%
Motorcycle Passenger	1	1%
Bicyclist	2	1%
Person on Personal Conveyance	1	1%

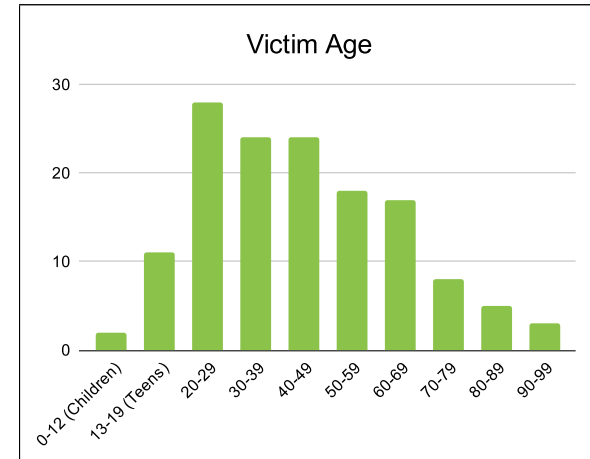
Victim Gender		
Male	105	74%
Female	37	26%
Unknown	0	0%

Victim Age		
0-12 (Children)	2	1%
13-19 (Teens)	11	8%
20-29	28	20%
30-39	24	17%
40-49	24	17%
50-59	18	13%
60-69	17	12%
70-79	8	6%
80-89	5	4%
90-99	3	2%



Speed		
Yes	41	29%
No	59	42%
Unknown	1	1%
Not Known Yet	41	29%

Safety Equipment		
	Seat Belt Use	Helmet Use
Yes/Correct	34	9
Yes/Not Correct	1	0
Yes/Unknown	0	0
No	39	6
Unknown	11	1
Not Applicable	36	123
Not Known Yet	21	3



These numbers are preliminary and could change at anytime. The information in this report is based off the data available at the time the report was created. For questions please contact the Traffic Records Supervisor at the Utah Highway Safety Office.