

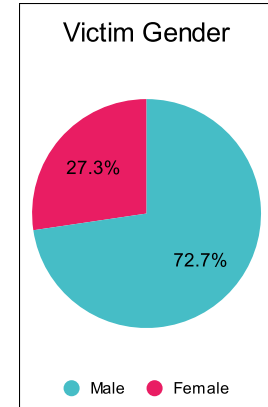
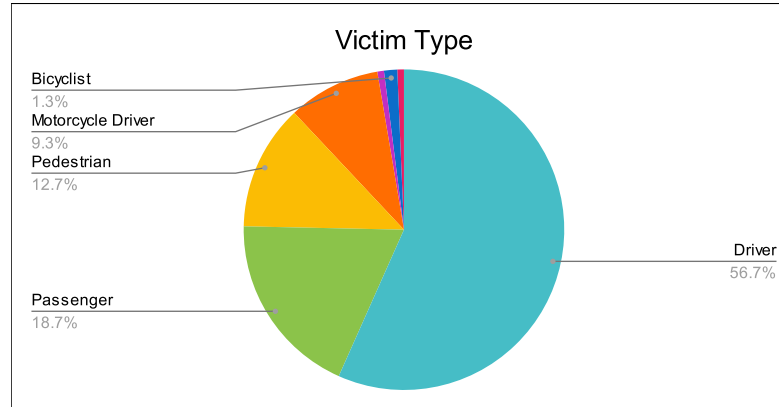
Statewide Fatalities

Crash Details	
Total Fatal Crashes	135
Fatalities	150

Victim Type		
Driver	85	57%
Passenger	28	19%
Pedestrian	19	13%
Motorcycle Driver	14	9%
Motorcycle Passenger	1	1%
Bicyclist	2	1%
Person on Personal Conveyance	1	1%

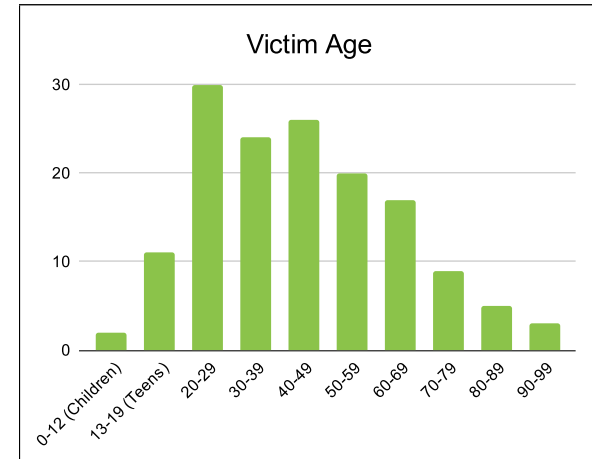
Victim Gender		
Male	109	73%
Female	41	27%
Unknown	0	0%

Victim Age		
0-12 (Children)	2	1%
13-19 (Teens)	11	7%
20-29	30	20%
30-39	24	16%
40-49	26	17%
50-59	20	13%
60-69	17	11%
70-79	9	6%
80-89	5	3%
90-99	3	2%



Speed		
Yes	43	29%
No	64	43%
Unknown	1	1%
Not Known Yet	42	28%

Safety Equipment		
	Seat Belt Use	Helmet Use
Yes/Correct	37	9
Yes/Not Correct	2	1
Yes/Unknown	0	0
No	38	6
Unknown	11	1
Not Applicable	39	130
Not Known Yet	23	3



These numbers are preliminary and could change at anytime. The information in this report is based off the data available at the time the report was created. For questions please contact the Traffic Records Supervisor at the Utah Highway Safety Office.