

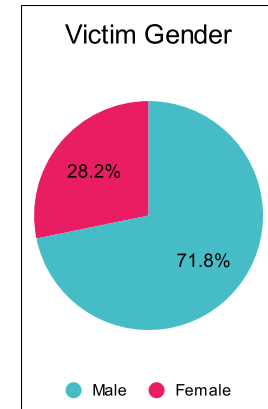
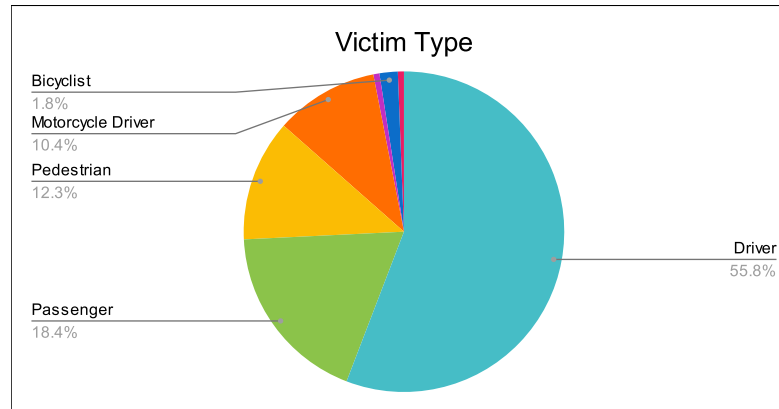
# Statewide Fatalities

Crash Details	
Total Fatal Crashes	148
Fatalities	170

Victim Type		
Driver	91	54%
Passenger	30	18%
Pedestrian	20	12%
Motorcycle Driver	17	10%
Motorcycle Passenger	1	1%
Bicyclist	3	2%
Person on Personal Conveyance	1	1%

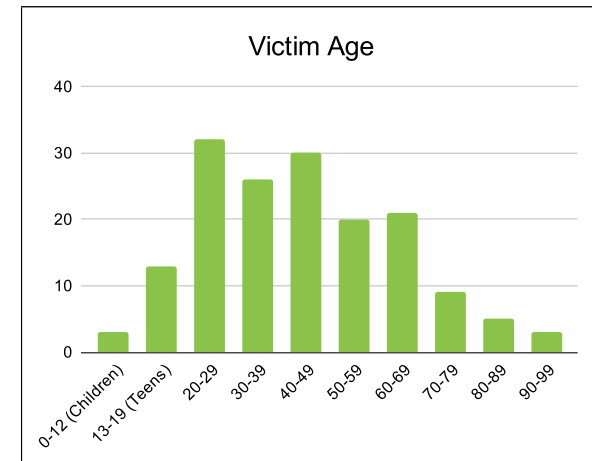
Victim Gender		
Male	117	69%
Female	46	27%
Unknown	0	0%

Victim Age		
0-12 (Children)	3	2%
13-19 (Teens)	13	8%
20-29	32	19%
30-39	26	15%
40-49	30	18%
50-59	20	12%
60-69	21	12%
70-79	9	5%
80-89	5	3%
90-99	3	2%



Speed		
Yes	44	26%
No	75	44%
Unknown	1	1%
Not Known Yet	41	24%

Safety Equipment		
	Seat Belt Use	Helmet Use
Yes/Correct	40	10
Yes/Not Correct	4	1
Yes/Unknown	0	0
No	41	8
Unknown	12	1
Not Applicable	44	138
Not Known Yet	22	5



*These numbers are preliminary and could change at anytime. The information in this report is based off the data available at the time the report was created. For questions please contact the Traffic Records Supervisor at the Utah Highway Safety Office.*