

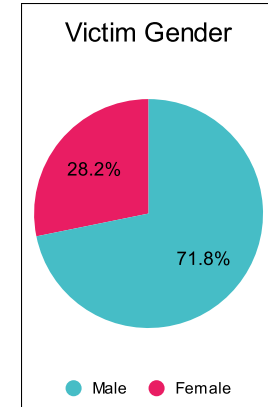
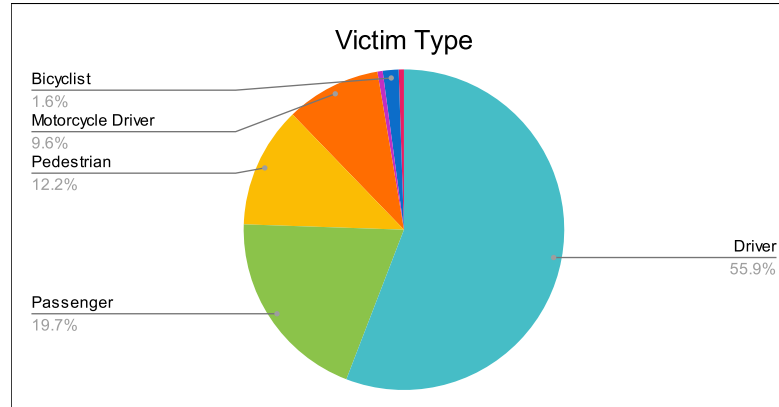
Statewide Fatalities

Crash Details	
Total Fatal Crashes	164
Fatalities	188

Victim Type		
Driver	105	56%
Passenger	37	20%
Pedestrian	23	12%
Motorcycle Driver	18	10%
Motorcycle Passenger	1	1%
Bicyclist	3	2%
Person on Personal Conveyance	1	1%

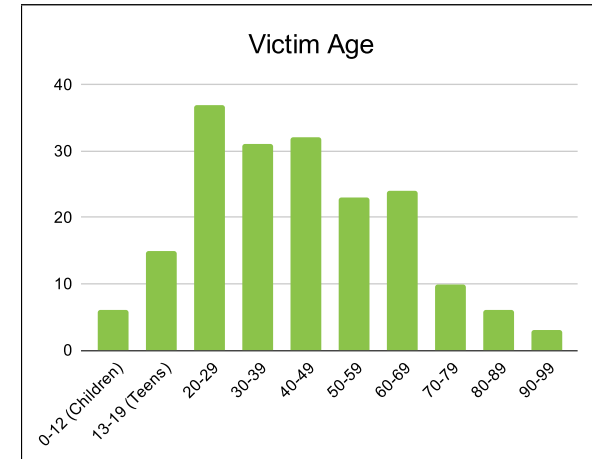
Victim Gender		
Male	135	72%
Female	53	28%
Unknown	0	0%

Victim Age		
0-12 (Children)	6	3%
13-19 (Teens)	15	8%
20-29	37	20%
30-39	31	16%
40-49	32	17%
50-59	23	12%
60-69	24	13%
70-79	10	5%
80-89	6	3%
90-99	3	2%



Speed		
Yes	46	24%
No	78	41%
Unknown	1	1%
Not Known Yet	61	32%

	Safety Equipment	
	Seat Belt Use	Helmet Use
Yes/Correct	48	10
Yes/Not Correct	4	2
Yes/Unknown	0	0
No	42	8
Unknown	12	1
Not Applicable	49	160
Not Known Yet	33	6



These numbers are preliminary and could change at anytime. The information in this report is based off the data available at the time the report was created. For questions please contact the Traffic Records Supervisor at the Utah Highway Safety Office.