

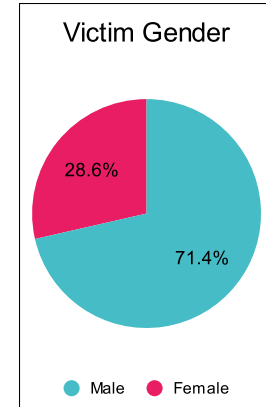
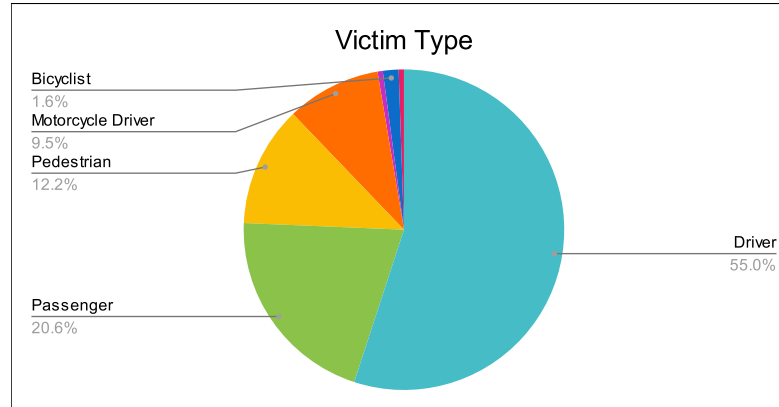
Statewide Fatalities

Crash Details	
Total Fatal Crashes	165
Fatalities	189

Victim Type		
Driver	104	55%
Passenger	39	21%
Pedestrian	23	12%
Motorcycle Driver	18	10%
Motorcycle Passenger	1	1%
Bicyclist	3	2%
Person on Personal Conveyance	1	1%

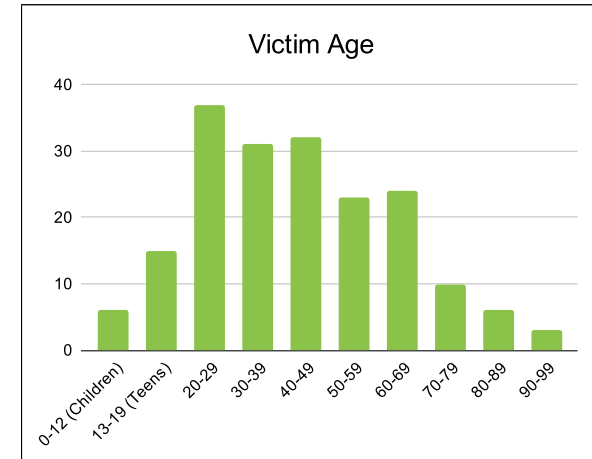
Victim Gender		
Male	135	71%
Female	54	29%
Unknown	0	0%

Victim Age		
0-12 (Children)	6	3%
13-19 (Teens)	15	8%
20-29	37	20%
30-39	31	16%
40-49	32	17%
50-59	23	12%
60-69	24	13%
70-79	10	5%
80-89	6	3%
90-99	3	2%



Speed		
Yes	46	24%
No	82	43%
Unknown	1	1%
Not Known Yet	58	31%

Safety Equipment		
	Seat Belt Use	Helmet Use
Yes/Correct	49	11
Yes/Not Correct	4	2
Yes/Unknown	0	0
No	44	8
Unknown	13	1
Not Applicable	49	161
Not Known Yet	30	5



These numbers are preliminary and could change at anytime. The information in this report is based off the data available at the time the report was created. For questions please contact the Traffic Records Supervisor at the Utah Highway Safety Office.