

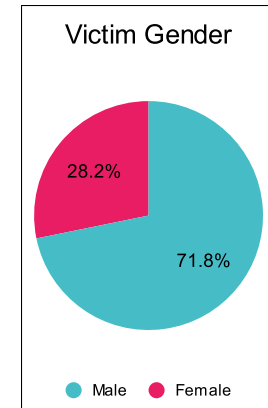
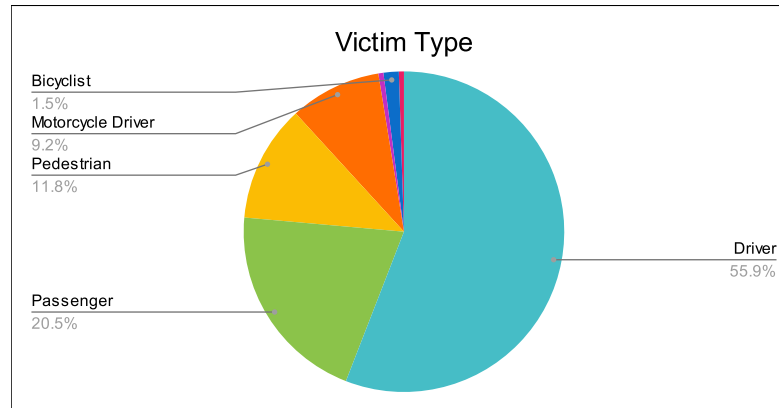
Statewide Fatalities

Crash Details	
Total Fatal Crashes	171
Fatalities	195

Victim Type		
Driver	109	56%
Passenger	40	21%
Pedestrian	23	12%
Motorcycle Driver	18	9%
Motorcycle Passenger	1	1%
Bicyclist	3	2%
Person on Personal Conveyance	1	1%

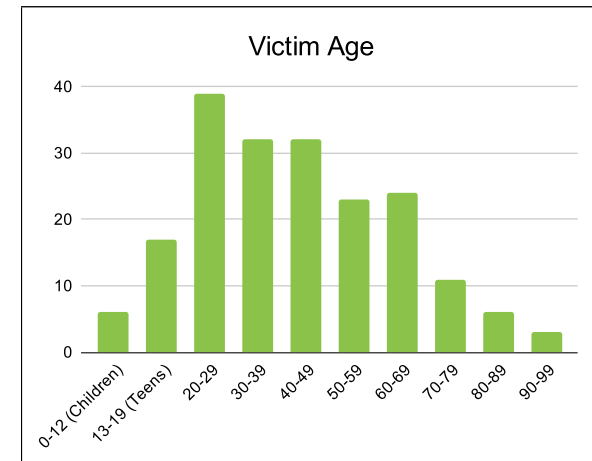
Victim Gender		
Male	140	72%
Female	55	28%
Unknown	0	0%

Victim Age		
0-12 (Children)	6	3%
13-19 (Teens)	17	9%
20-29	39	20%
30-39	32	16%
40-49	32	16%
50-59	23	12%
60-69	24	12%
70-79	11	6%
80-89	6	3%
90-99	3	2%



Speed		
Yes	47	24%
No	83	43%
Unknown	1	1%
Not Known Yet	62	32%

Safety Equipment		
	Seat Belt Use	Helmet Use
Yes/Correct	49	11
Yes/Not Correct	4	2
Yes/Unknown	0	0
No	45	8
Unknown	16	1
Not Applicable	49	164
Not Known Yet	32	8



These numbers are preliminary and could change at anytime. The information in this report is based off the data available at the time the report was created. For questions please contact the Traffic Records Supervisor at the Utah Highway Safety Office.