

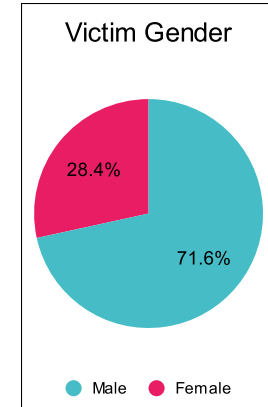
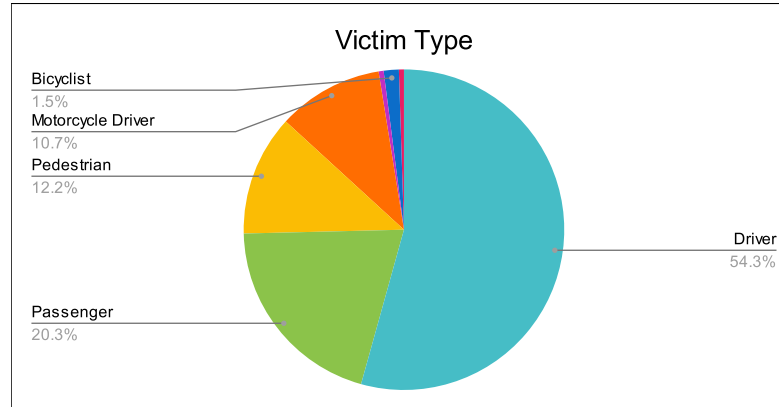
Statewide Fatalities

Crash Details	
Total Fatal Crashes	174
Fatalities	197

Victim Type		
Driver	107	54%
Passenger	40	20%
Pedestrian	24	12%
Motorcycle Driver	21	11%
Motorcycle Passenger	1	1%
Bicyclist	3	2%
Person on Personal Conveyance	1	1%

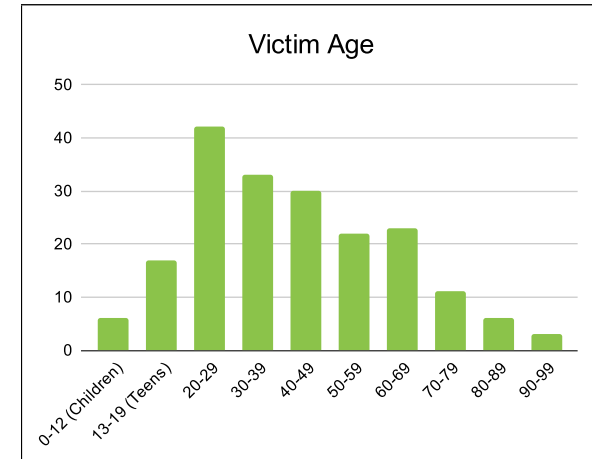
Victim Gender		
Male	141	72%
Female	56	28%
Unknown	0	0%

Victim Age		
0-12 (Children)	6	3%
13-19 (Teens)	17	9%
20-29	42	21%
30-39	33	17%
40-49	30	15%
50-59	22	11%
60-69	23	12%
70-79	11	6%
80-89	6	3%
90-99	3	2%



Speed		
Yes	54	27%
No	87	44%
Unknown	1	1%
Not Known Yet	53	27%

Safety Equipment		
	Seat Belt Use	Helmet Use
Yes/Correct	52	13
Yes/Not Correct	4	2
Yes/Unknown	0	0
No	48	9
Unknown	12	1
Not Applicable	53	165
Not Known Yet	28	6



These numbers are preliminary and could change at anytime. The information in this report is based off the data available at the time the report was created. For questions please contact the Traffic Records Supervisor at the Utah Highway Safety Office.