

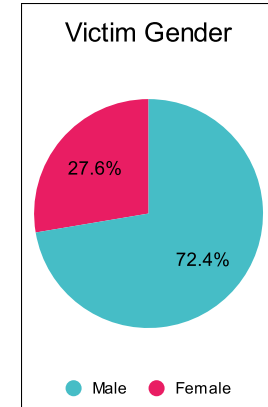
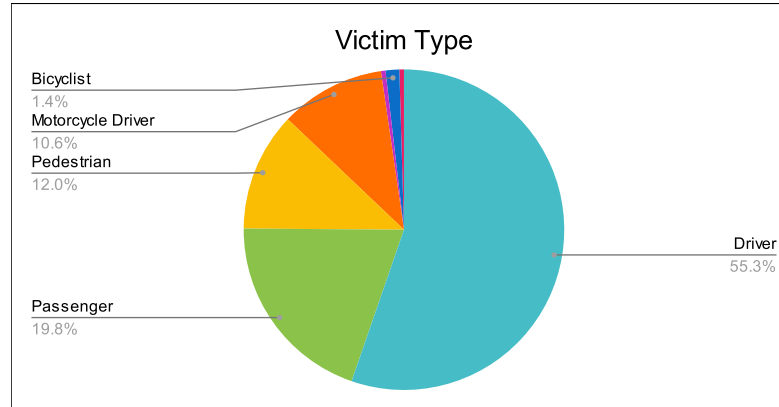
# Statewide Fatalities

Crash Details	
Total Fatal Crashes	192
Fatalities	217

Victim Type		
Driver	120	55%
Passenger	43	20%
Pedestrian	26	12%
Motorcycle Driver	23	11%
Motorcycle Passenger	1	0%
Bicyclist	3	1%
Person on Personal Conveyance	1	0%

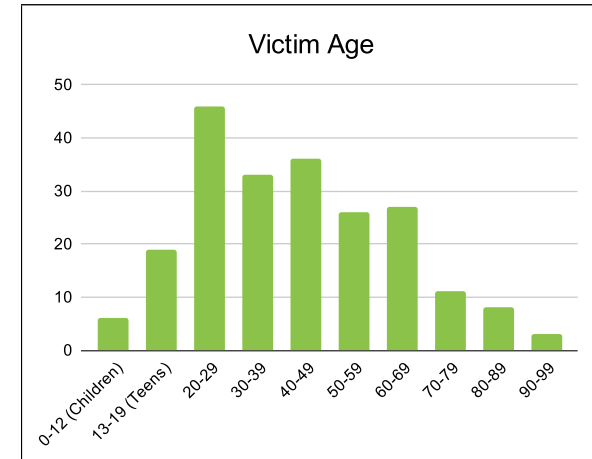
Victim Gender		
Male	157	72%
Female	60	28%
Unknown	0	0%

Victim Age		
0-12 (Children)	6	3%
13-19 (Teens)	19	9%
20-29	46	21%
30-39	33	15%
40-49	36	17%
50-59	26	12%
60-69	27	12%
70-79	11	5%
80-89	8	4%
90-99	3	1%



Speed		
Yes	64	29%
No	113	52%
Unknown	1	0%
Not Known Yet	39	18%

Safety Equipment		
	Seat Belt Use	Helmet Use
Yes/Correct	61	17
Yes/Not Correct	5	2
Yes/Unknown	0	1
No	56	10
Unknown	22	1
Not Applicable	57	184
Not Known Yet	16	2



*These numbers are preliminary and could change at anytime. The information in this report is based off the data available at the time the report was created. For questions please contact the Traffic Records Supervisor at the Utah Highway Safety Office.*