

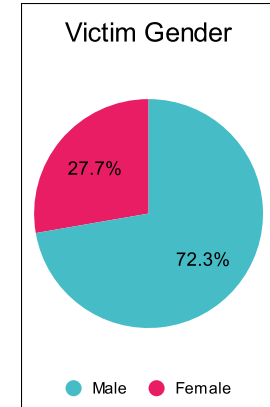
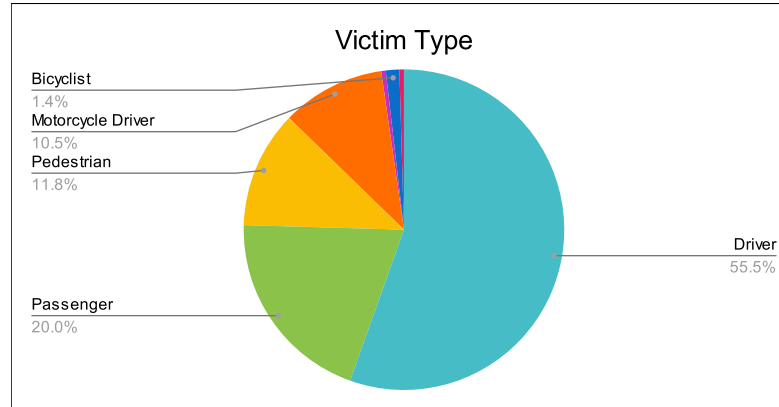
# Statewide Fatalities

Crash Details	
Total Fatal Crashes	194
Fatalities	220

Victim Type		
Driver	122	55%
Passenger	44	20%
Pedestrian	26	12%
Motorcycle Driver	23	10%
Motorcycle Passenger	1	0%
Bicyclist	3	1%
Person on Personal Conveyance	1	0%

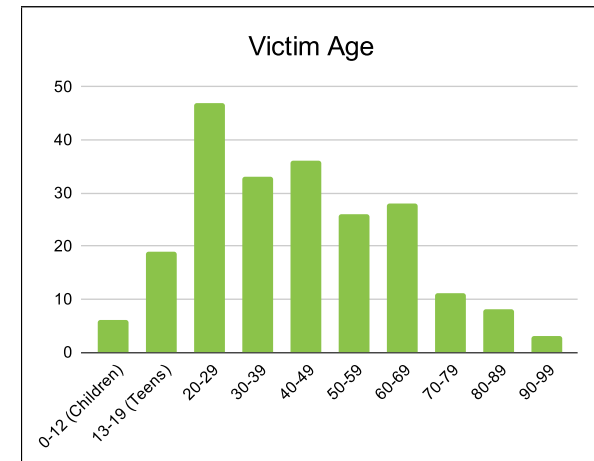
Victim Gender		
Male	159	72%
Female	61	28%
Unknown	0	0%

Victim Age		
0-12 (Children)	6	3%
13-19 (Teens)	19	9%
20-29	47	21%
30-39	33	15%
40-49	36	16%
50-59	26	12%
60-69	28	13%
70-79	11	5%
80-89	8	4%
90-99	3	1%



Speed		
Yes	63	29%
No	116	53%
Unknown	1	0%
Not Known Yet	40	18%

Safety Equipment		
	Seat Belt Use	Helmet Use
Yes/Correct	63	17
Yes/Not Correct	6	2
Yes/Unknown	0	1
No	56	10
Unknown	22	1
Not Applicable	57	186
Not Known Yet	16	3



*These numbers are preliminary and could change at anytime. The information in this report is based off the data available at the time the report was created. For questions please contact the Traffic Records Supervisor at the Utah Highway Safety Office.*