

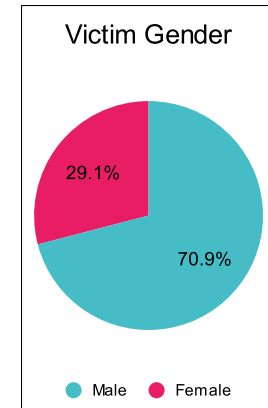
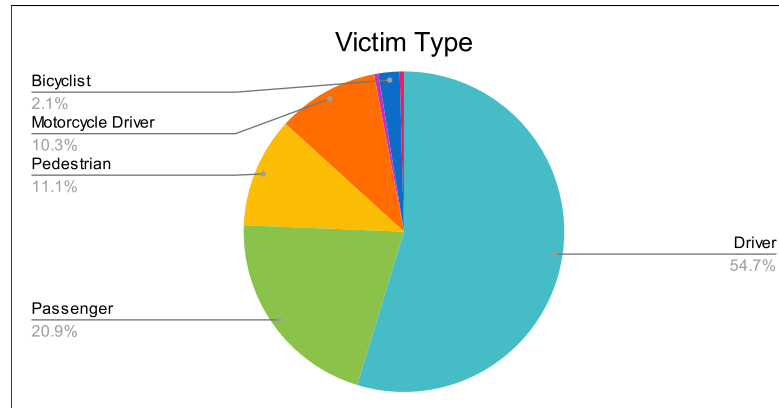
Statewide Fatalities

Crash Details	
Total Fatal Crashes	208
Fatalities	234

Victim Type		
Driver	128	55%
Passenger	49	21%
Pedestrian	26	11%
Motorcycle Driver	24	10%
Motorcycle Passenger	1	0%
Bicyclist	5	2%
Person on Personal Conveyance	1	0%

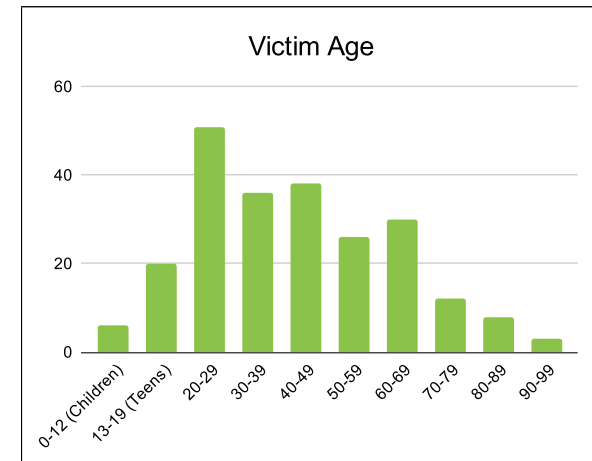
Victim Gender		
Male	166	71%
Female	68	29%
Unknown	0	0%

Victim Age		
0-12 (Children)	6	3%
13-19 (Teens)	20	9%
20-29	51	22%
30-39	36	15%
40-49	38	16%
50-59	26	11%
60-69	30	13%
70-79	12	5%
80-89	8	3%
90-99	3	1%



Speed		
Yes	65	28%
No	124	53%
Unknown	1	0%
Not Known Yet	44	19%

Safety Equipment		
	Seat Belt Use	Helmet Use
Yes/Correct	67	17
Yes/Not Correct	6	2
Yes/Unknown	0	1
No	62	11
Unknown	23	1
Not Applicable	60	198
Not Known Yet	16	4



These numbers are preliminary and could change at anytime. The information in this report is based off the data available at the time the report was created. For questions please contact the Traffic Records Supervisor at the Utah Highway Safety Office.