

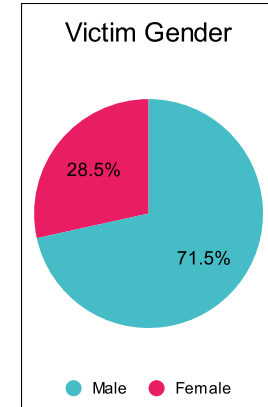
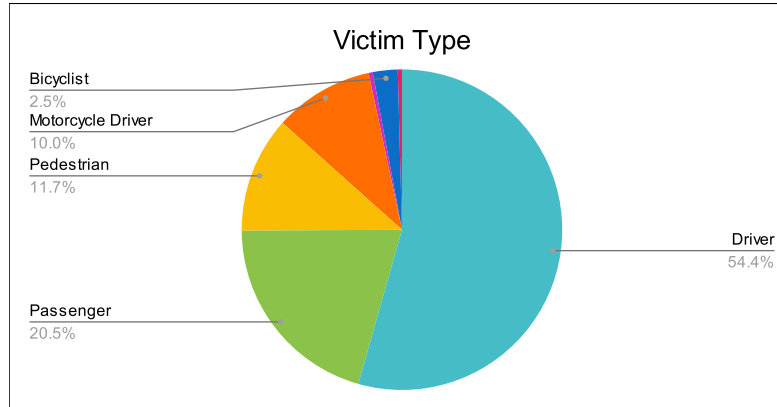
Statewide Fatalities

Crash Details	
Total Fatal Crashes	213
Fatalities	239

Victim Type		
Driver	130	54%
Passenger	49	21%
Pedestrian	28	12%
Motorcycle Driver	24	10%
Motorcycle Passenger	1	0%
Bicyclist	6	3%
Person on Personal Conveyance	1	0%

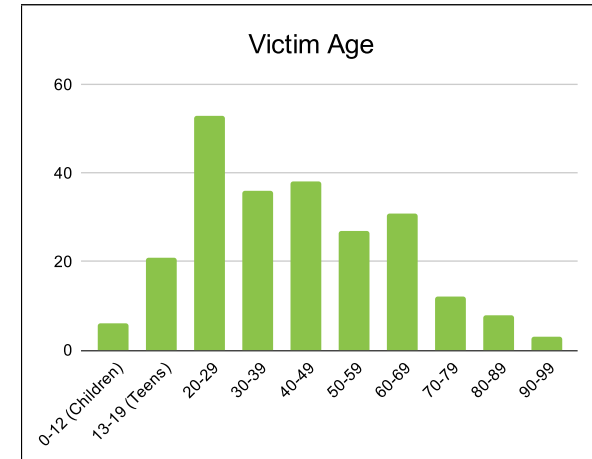
Victim Gender		
Male	171	72%
Female	68	28%
Unknown	0	0%

Victim Age		
0-12 (Children)	6	3%
13-19 (Teens)	21	9%
20-29	53	22%
30-39	36	15%
40-49	38	16%
50-59	27	11%
60-69	31	13%
70-79	12	5%
80-89	8	3%
90-99	3	1%



Speed		
Yes	66	28%
No	135	56%
Unknown	1	0%
Not Known Yet	37	15%

Safety Equipment		
	Seat Belt Use	Helmet Use
Yes/Correct	69	18
Yes/Not Correct	6	2
Yes/Unknown	0	1
No	62	11
Unknown	24	1
Not Applicable	63	202
Not Known Yet	15	4



These numbers are preliminary and could change at anytime. The information in this report is based off the data available at the time the report was created. For questions please contact the Traffic Records Supervisor at the Utah Highway Safety Office.