

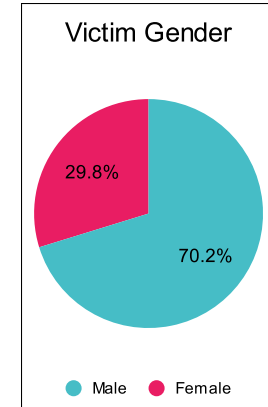
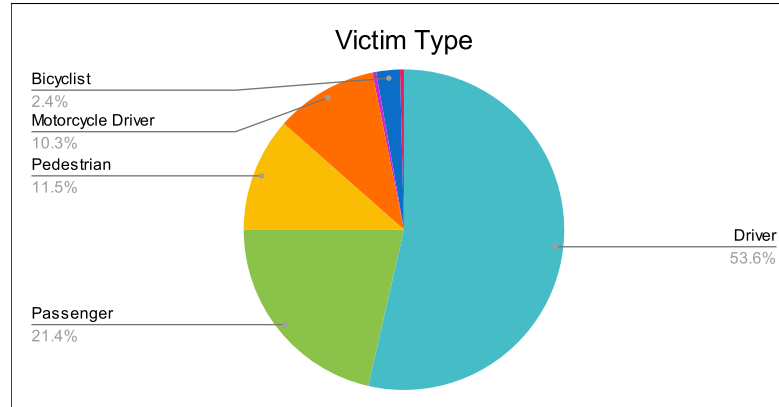
Statewide Fatalities

Crash Details	
Total Fatal Crashes	225
Fatalities	252

Victim Type		
Driver	135	54%
Passenger	54	21%
Pedestrian	29	12%
Motorcycle Driver	26	10%
Motorcycle Passenger	1	0%
Bicyclist	6	2%
Person on Personal Conveyance	1	0%

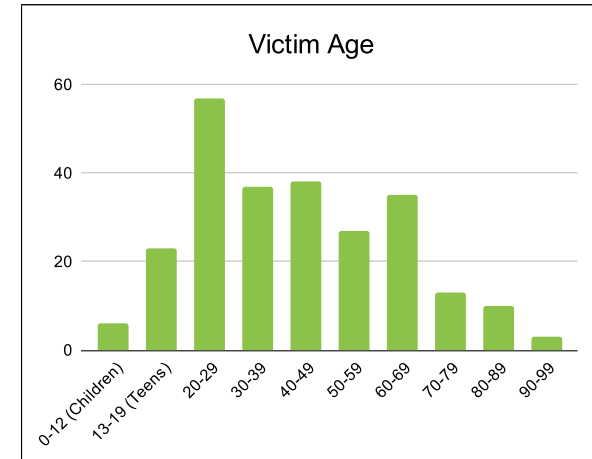
Victim Gender		
Male	177	70%
Female	75	30%
Unknown	0	0%

Victim Age		
0-12 (Children)	6	2%
13-19 (Teens)	23	9%
20-29	57	23%
30-39	37	15%
40-49	38	15%
50-59	27	11%
60-69	35	14%
70-79	13	5%
80-89	10	4%
90-99	3	1%



Speed		
Yes	68	27%
No	141	56%
Unknown	1	0%
Not Known Yet	42	17%

Safety Equipment		
	Seat Belt Use	Helmet Use
Yes/Correct	72	19
Yes/Not Correct	6	2
Yes/Unknown	1	1
No	62	13
Unknown	25	1
Not Applicable	66	213
Not Known Yet	20	3



These numbers are preliminary and could change at anytime. The information in this report is based off the data available at the time the report was created. For questions please contact the Traffic Records Supervisor at the Utah Highway Safety Office.