

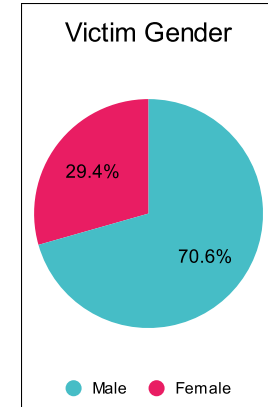
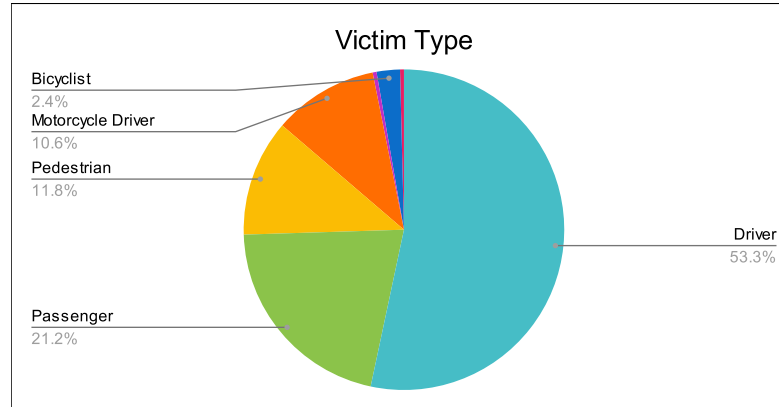
Statewide Fatalities

Crash Details	
Total Fatal Crashes	228
Fatalities	255

Victim Type		
Driver	136	53%
Passenger	54	21%
Pedestrian	30	12%
Motorcycle Driver	27	11%
Motorcycle Passenger	1	0%
Bicyclist	6	2%
Person on Personal Conveyance	1	0%

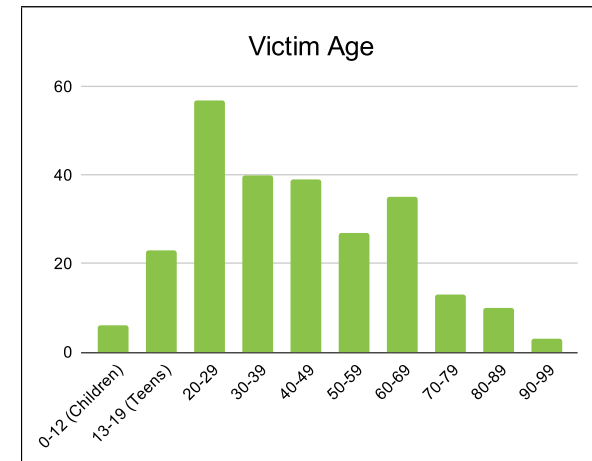
Victim Gender		
Male	180	71%
Female	75	29%
Unknown	0	0%

Victim Age		
0-12 (Children)	6	2%
13-19 (Teens)	23	9%
20-29	57	22%
30-39	40	16%
40-49	39	15%
50-59	27	11%
60-69	35	14%
70-79	13	5%
80-89	10	4%
90-99	3	1%



Speed		
Yes	68	27%
No	143	56%
Unknown	1	0%
Not Known Yet	41	16%

Safety Equipment		
	Seat Belt Use	Helmet Use
Yes/Correct	74	19
Yes/Not Correct	6	2
Yes/Unknown	1	2
No	64	13
Unknown	25	1
Not Applicable	68	215
Not Known Yet	17	3



These numbers are preliminary and could change at anytime. The information in this report is based off the data available at the time the report was created. For questions please contact the Traffic Records Supervisor at the Utah Highway Safety Office.