

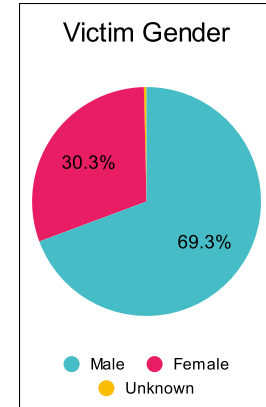
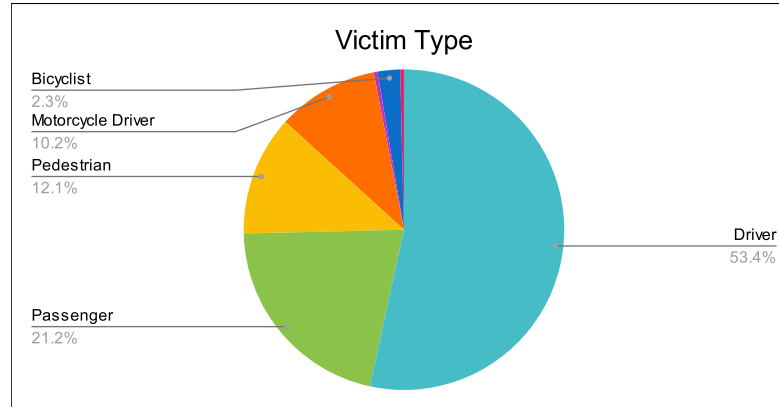
Statewide Fatalities

Crash Details	
Total Fatal Crashes	236
Fatalities	264

Victim Type		
Driver	141	53%
Passenger	56	21%
Pedestrian	32	12%
Motorcycle Driver	27	10%
Motorcycle Passenger	1	0%
Bicyclist	6	2%
Person on Personal Conveyance	1	0%

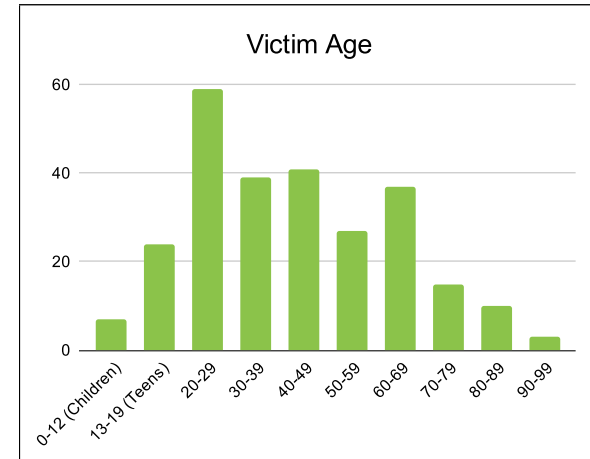
Victim Gender		
Male	183	69%
Female	80	30%
Unknown	1	0%

Victim Age		
0-12 (Children)	7	3%
13-19 (Teens)	24	9%
20-29	59	22%
30-39	39	15%
40-49	41	16%
50-59	27	10%
60-69	37	14%
70-79	15	6%
80-89	10	4%
90-99	3	1%



Speed		
Yes	69	26%
No	145	55%
Unknown	1	0%
Not Known Yet	49	19%

	Safety Equipment	
	Seat Belt Use	Helmet Use
Yes/Correct	77	19
Yes/Not Correct	6	2
Yes/Unknown	1	2
No	66	13
Unknown	26	1
Not Applicable	70	224
Not Known Yet	18	3



These numbers are preliminary and could change at anytime. The information in this report is based off the data available at the time the report was created. For questions please contact the Traffic Records Supervisor at the Utah Highway Safety Office.