

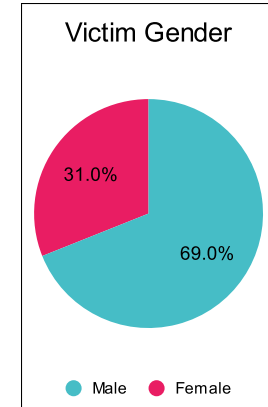
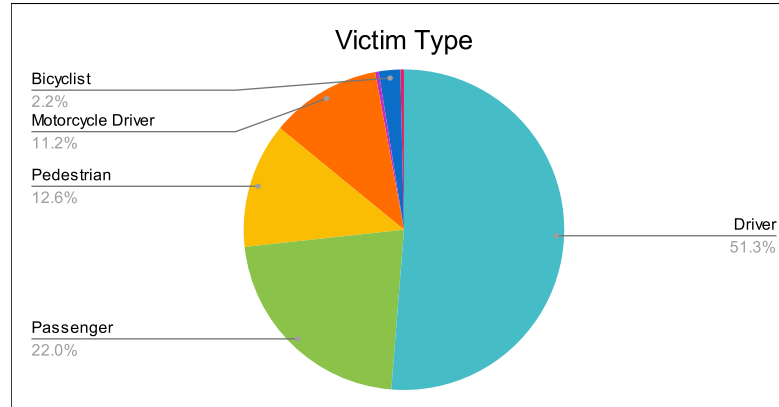
Statewide Fatalities

Crash Details	
Total Fatal Crashes	247
Fatalities	277

Victim Type		
Driver	142	51%
Passenger	61	22%
Pedestrian	35	13%
Motorcycle Driver	31	11%
Motorcycle Passenger	1	0%
Bicyclist	6	2%
Person on Personal Conveyance	1	0%

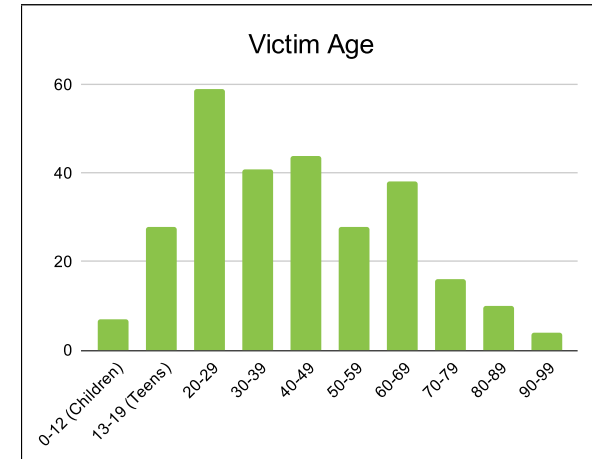
Victim Gender		
Male	191	69%
Female	86	31%
Unknown	0	0%

Victim Age		
0-12 (Children)	7	3%
13-19 (Teens)	28	10%
20-29	59	21%
30-39	41	15%
40-49	44	16%
50-59	28	10%
60-69	38	14%
70-79	16	6%
80-89	10	4%
90-99	4	1%



Speed		
Yes	70	25%
No	145	52%
Unknown	1	0%
Not Known Yet	61	22%

Safety Equipment		
	Seat Belt Use	Helmet Use
Yes/Correct	78	19
Yes/Not Correct	6	3
Yes/Unknown	1	2
No	70	13
Unknown	26	1
Not Applicable	76	234
Not Known Yet	20	5



These numbers are preliminary and could change at anytime. The information in this report is based off the data available at the time the report was created. For questions please contact the Traffic Records Supervisor at the Utah Highway Safety Office.