

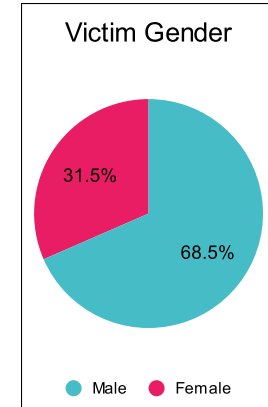
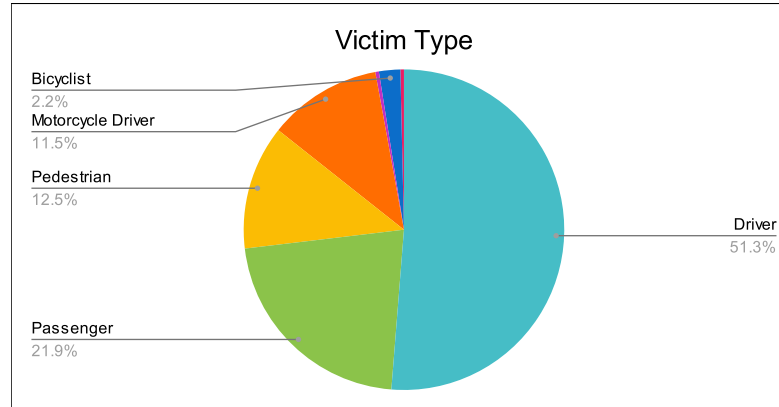
Statewide Fatalities

Crash Details	
Total Fatal Crashes	257
Fatalities	289

Victim Type		
Driver	143	49%
Passenger	61	21%
Pedestrian	35	12%
Motorcycle Driver	32	11%
Motorcycle Passenger	1	0%
Bicyclist	6	2%
Person on Personal Conveyance	1	0%

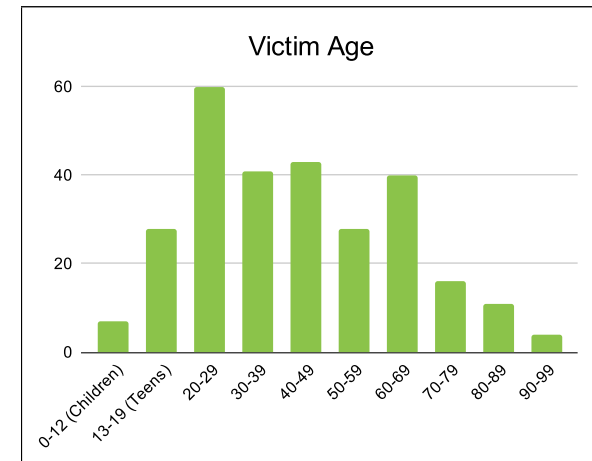
Victim Gender		
Male	191	66%
Female	88	30%
Unknown	0	0%

Victim Age		
0-12 (Children)	7	2%
13-19 (Teens)	28	10%
20-29	60	21%
30-39	41	14%
40-49	43	15%
50-59	28	10%
60-69	40	14%
70-79	16	6%
80-89	11	4%
90-99	4	1%



Speed		
Yes	76	26%
No	156	54%
Unknown	1	0%
Not Known Yet	46	16%

Safety Equipment		
	Seat Belt Use	Helmet Use
Yes/Correct	82	19
Yes/Not Correct	6	3
Yes/Unknown	1	2
No	69	14
Unknown	27	1
Not Applicable	77	235
Not Known Yet	17	5



These numbers are preliminary and could change at anytime. The information in this report is based off the data available at the time the report was created. For questions please contact the Traffic Records Supervisor at the Utah Highway Safety Office.