

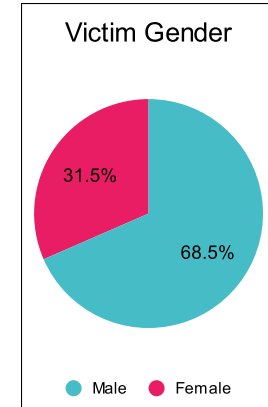
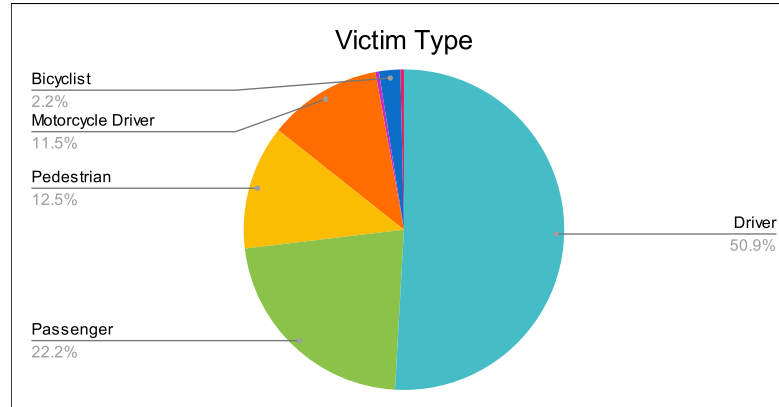
Statewide Fatalities

Crash Details	
Total Fatal Crashes	257
Fatalities	292

Victim Type		
Driver	142	49%
Passenger	62	21%
Pedestrian	35	12%
Motorcycle Driver	32	11%
Motorcycle Passenger	1	0%
Bicyclist	6	2%
Person on Personal Conveyance	1	0%

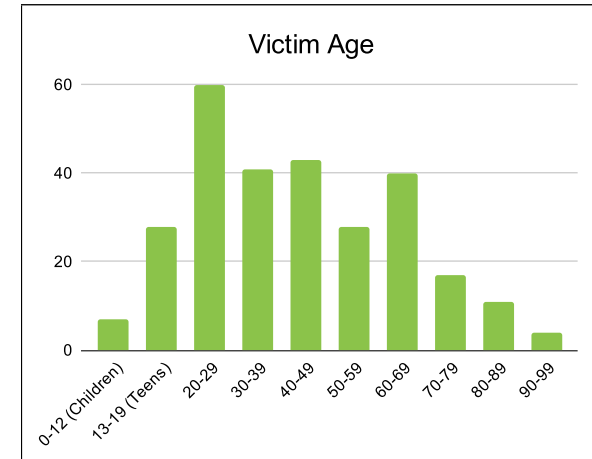
Victim Gender		
Male	191	65%
Female	88	30%
Unknown	0	0%

Victim Age		
0-12 (Children)	7	2%
13-19 (Teens)	28	10%
20-29	60	21%
30-39	41	14%
40-49	43	15%
50-59	28	10%
60-69	40	14%
70-79	17	6%
80-89	11	4%
90-99	4	1%



Speed		
Yes	79	27%
No	162	55%
Unknown	1	0%
Not Known Yet	37	13%

Safety Equipment		
	Seat Belt Use	Helmet Use
Yes/Correct	86	20
Yes/Not Correct	6	3
Yes/Unknown	1	2
No	69	14
Unknown	27	1
Not Applicable	77	236
Not Known Yet	13	3



These numbers are preliminary and could change at anytime. The information in this report is based off the data available at the time the report was created. For questions please contact the Traffic Records Supervisor at the Utah Highway Safety Office.