

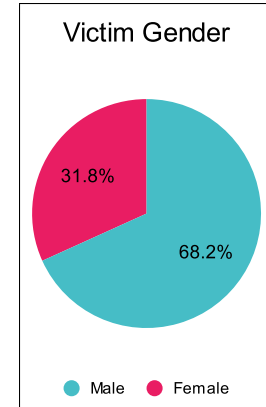
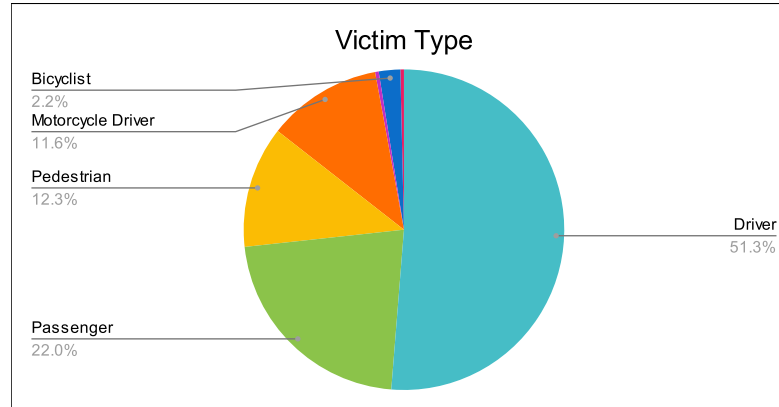
Statewide Fatalities

Crash Details	
Total Fatal Crashes	261
Fatalities	295

Victim Type		
Driver	142	48%
Passenger	61	21%
Pedestrian	34	12%
Motorcycle Driver	32	11%
Motorcycle Passenger	1	0%
Bicyclist	6	2%
Person on Personal Conveyance	1	0%

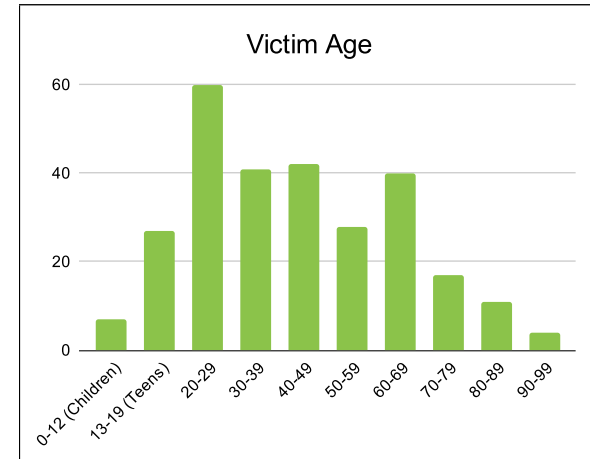
Victim Gender		
Male	189	64%
Female	88	30%
Unknown	0	0%

Victim Age		
0-12 (Children)	7	2%
13-19 (Teens)	27	9%
20-29	60	20%
30-39	41	14%
40-49	42	14%
50-59	28	9%
60-69	40	14%
70-79	17	6%
80-89	11	4%
90-99	4	1%



Speed		
Yes	80	27%
No	166	56%
Unknown	1	0%
Not Known Yet	30	10%

Safety Equipment		
	Seat Belt Use	Helmet Use
Yes/Correct	89	21
Yes/Not Correct	6	3
Yes/Unknown	1	2
No	69	14
Unknown	27	1
Not Applicable	76	234
Not Known Yet	9	2



These numbers are preliminary and could change at anytime. The information in this report is based off the data available at the time the report was created. For questions please contact the Traffic Records Supervisor at the Utah Highway Safety Office.