

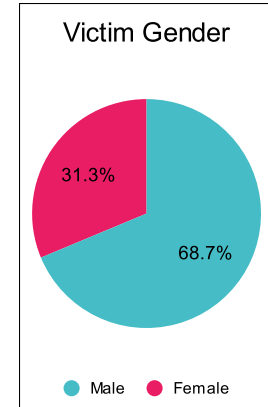
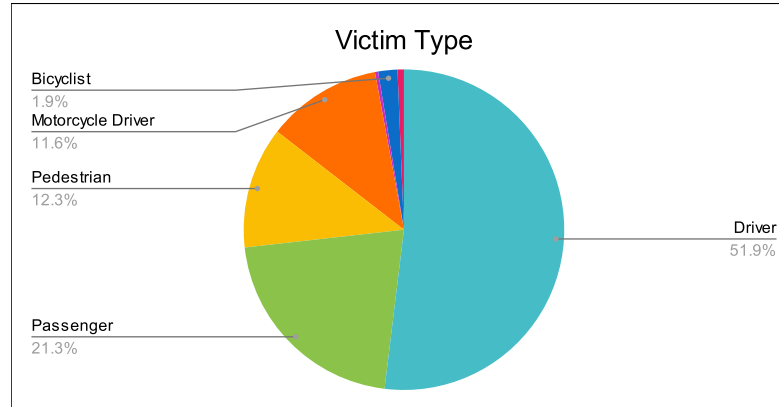
# Statewide Fatalities

Crash Details	
Total Fatal Crashes	275
Fatalities	310

Victim Type		
Driver	161	52%
Passenger	66	21%
Pedestrian	38	12%
Motorcycle Driver	36	12%
Motorcycle Passenger	1	0%
Bicyclist	6	2%
Person on Personal Conveyance	2	1%

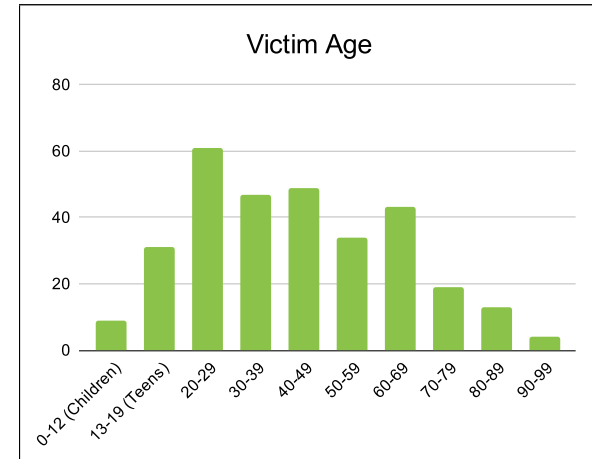
Victim Gender		
Male	213	69%
Female	97	31%
Unknown	0	0%

Victim Age		
0-12 (Children)	9	3%
13-19 (Teens)	31	10%
20-29	61	20%
30-39	47	15%
40-49	49	16%
50-59	34	11%
60-69	43	14%
70-79	19	6%
80-89	13	4%
90-99	4	1%



Speed		
Yes	84	27%
No	174	56%
Unknown	1	0%
Not Known Yet	50	16%

Safety Equipment		
	Seat Belt Use	Helmet Use
Yes/Correct	95	22
Yes/Not Correct	6	3
Yes/Unknown	2	2
No	78	16
Unknown	29	1
Not Applicable	85	262
Not Known Yet	15	4



*These numbers are preliminary and could change at anytime. The information in this report is based off the data available at the time the report was created. For questions please contact the Traffic Records Supervisor at the Utah Highway Safety Office.*