

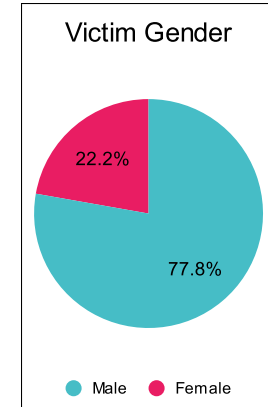
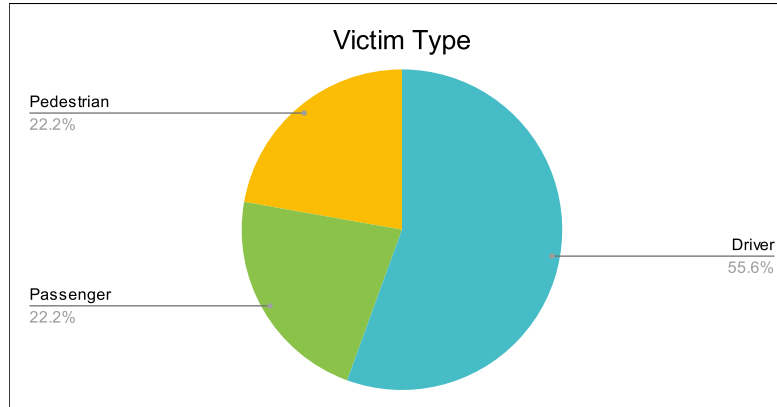
# Statewide Fatalities

Crash Details	
Total Fatal Crashes	9
Fatalities	9

Victim Type		
Driver	5	56%
Passenger	2	22%
Pedestrian	2	22%
Motorcycle Driver	0	0%
Motorcycle Passenger	0	0%
Bicyclist	0	0%
Person on Personal Conveyance	0	0%

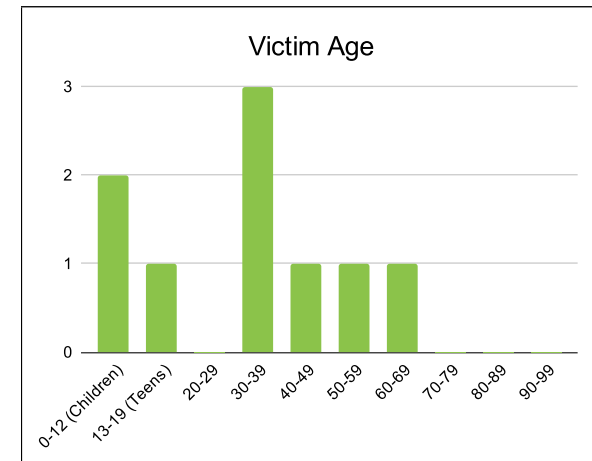
Victim Gender		
Male	7	78%
Female	2	22%
Unknown	0	0%

Victim Age		
0-12 (Children)	2	22%
13-19 (Teens)	1	11%
20-29	0	0%
30-39	3	33%
40-49	1	11%
50-59	1	11%
60-69	1	11%
70-79	0	0%
80-89	0	0%
90-99	0	0%



Speed		
Yes	0	0%
No	0	0%
Unknown	0	0%
Not Known Yet	9	100%

	Safety Equipment	
	Seat Belt Use	Helmet Use
Yes/Correct	1	0
Yes/Not Correct	0	0
Yes/Unknown	0	0
No	3	0
Unknown	0	0
Not Applicable	2	9
Not Known Yet	3	0



*These numbers are preliminary and could change at anytime. The information in this report is based off the data available at the time the report was created. For questions please contact the Traffic Records Supervisor at the Utah Highway Safety Office.*