

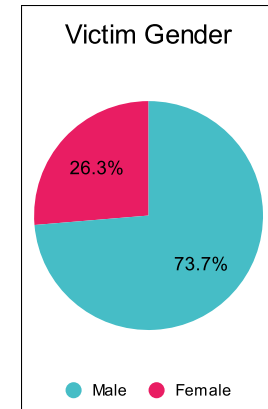
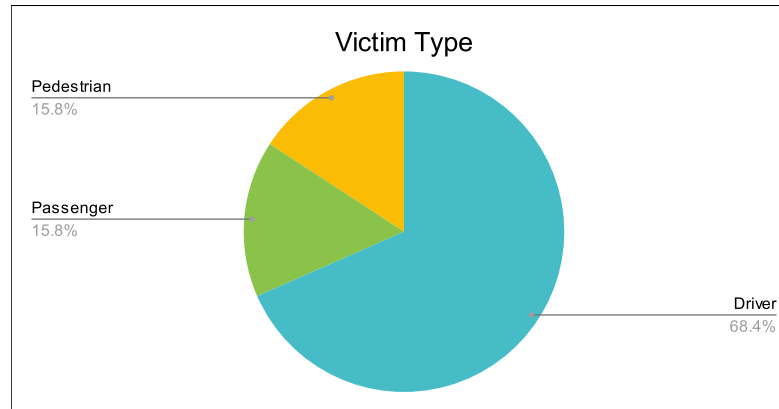
Statewide Fatalities

Crash Details	
Total Fatal Crashes	18
Fatalities	19

Victim Type		
Driver	13	68%
Passenger	3	16%
Pedestrian	3	16%
Motorcycle Driver	0	0%
Motorcycle Passenger	0	0%
Bicyclist	0	0%
Person on Personal Conveyance	0	0%

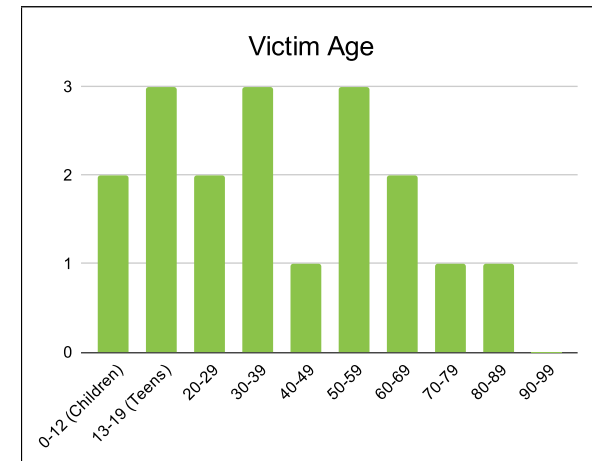
Victim Gender		
Male	14	74%
Female	5	26%
Unknown	0	0%

Victim Age		
0-12 (Children)	2	11%
13-19 (Teens)	3	16%
20-29	2	11%
30-39	3	16%
40-49	1	5%
50-59	3	16%
60-69	2	11%
70-79	1	5%
80-89	1	5%
90-99	0	0%



Speed		
Yes	3	16%
No	0	0%
Unknown	0	0%
Not Known Yet	16	84%

Safety Equipment		
	Seat Belt Use	Helmet Use
Yes/Correct	4	0
Yes/Not Correct	0	0
Yes/Unknown	0	0
No	7	0
Unknown	0	0
Not Applicable	4	19
Not Known Yet	4	0



These numbers are preliminary and could change at anytime. The information in this report is based off the data available at the time the report was created. For questions please contact the Traffic Records Supervisor at the Utah Highway Safety Office.