

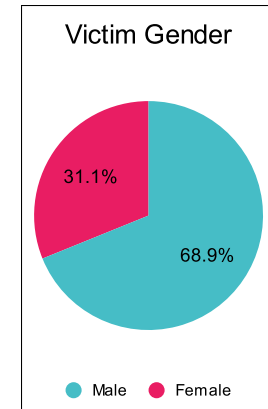
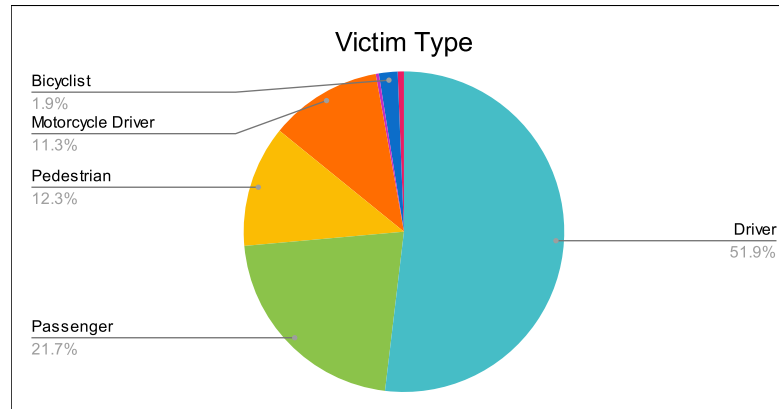
Statewide Fatalities

Crash Details	
Total Fatal Crashes	283
Fatalities	318

Victim Type		
Driver	165	52%
Passenger	69	22%
Pedestrian	39	12%
Motorcycle Driver	36	11%
Motorcycle Passenger	1	0%
Bicyclist	6	2%
Person on Personal Conveyance	2	1%

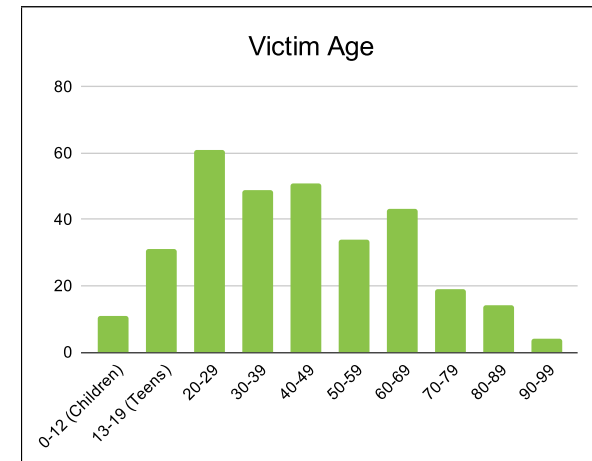
Victim Gender		
Male	219	69%
Female	99	31%
Unknown	0	0%

Victim Age		
0-12 (Children)	11	3%
13-19 (Teens)	31	10%
20-29	61	19%
30-39	49	15%
40-49	51	16%
50-59	34	11%
60-69	43	14%
70-79	19	6%
80-89	14	4%
90-99	4	1%



Speed		
Yes	85	27%
No	178	56%
Unknown	2	1%
Not Known Yet	52	16%

	Safety Equipment	
	Seat Belt Use	Helmet Use
Yes/Correct	95	23
Yes/Not Correct	6	3
Yes/Unknown	3	2
No	81	16
Unknown	29	1
Not Applicable	86	270
Not Known Yet	18	3



These numbers are preliminary and could change at anytime. The information in this report is based off the data available at the time the report was created. For questions please contact the Traffic Records Supervisor at the Utah Highway Safety Office.