

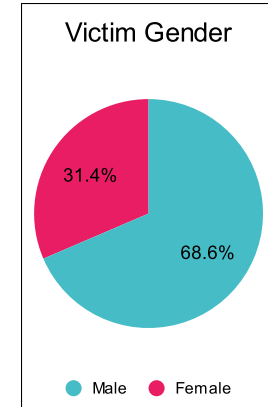
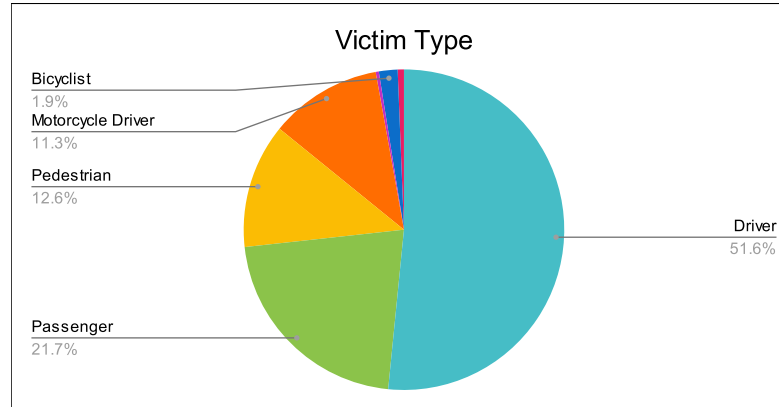
Statewide Fatalities

Crash Details	
Total Fatal Crashes	284
Fatalities	318

Victim Type		
Driver	164	52%
Passenger	69	22%
Pedestrian	40	13%
Motorcycle Driver	36	11%
Motorcycle Passenger	1	0%
Bicyclist	6	2%
Person on Personal Conveyance	2	1%

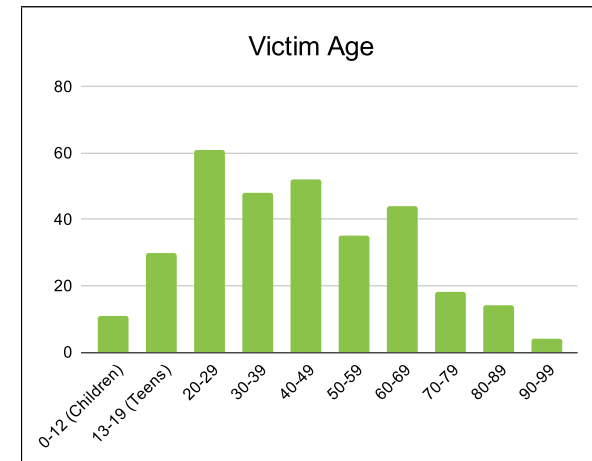
Victim Gender		
Male	218	69%
Female	100	31%
Unknown	0	0%

Victim Age		
0-12 (Children)	11	3%
13-19 (Teens)	30	9%
20-29	61	19%
30-39	48	15%
40-49	52	16%
50-59	35	11%
60-69	44	14%
70-79	18	6%
80-89	14	4%
90-99	4	1%



Speed		
Yes	85	27%
No	181	57%
Unknown	2	1%
Not Known Yet	49	15%

Safety Equipment		
	Seat Belt Use	Helmet Use
Yes/Correct	94	23
Yes/Not Correct	6	3
Yes/Unknown	3	2
No	81	16
Unknown	30	1
Not Applicable	87	270
Not Known Yet	17	3



These numbers are preliminary and could change at anytime. The information in this report is based off the data available at the time the report was created. For questions please contact the Traffic Records Supervisor at the Utah Highway Safety Office.