

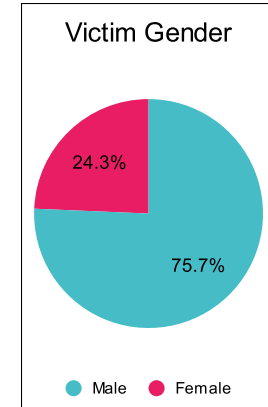
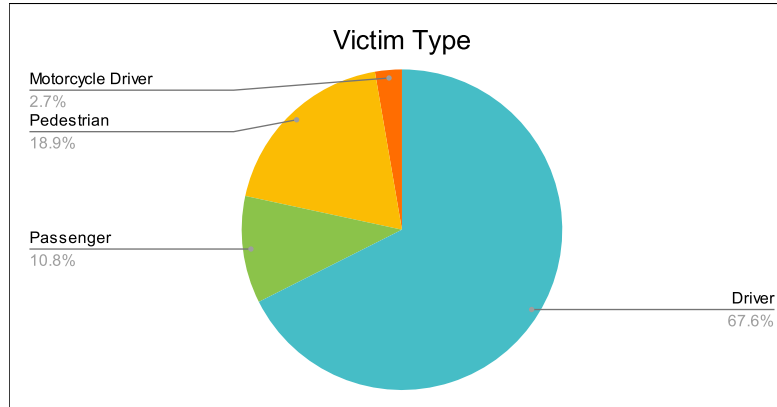
Statewide Fatalities

Crash Details	
Total Fatal Crashes	36
Fatalities	37

Victim Type		
Driver	25	68%
Passenger	4	11%
Pedestrian	7	19%
Motorcycle Driver	1	3%
Motorcycle Passenger	0	0%
Bicyclist	0	0%
Person on Personal Conveyance	0	0%

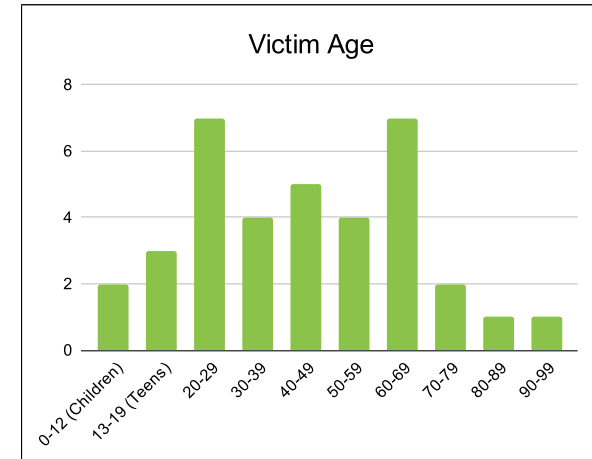
Victim Gender		
Male	28	76%
Female	9	24%
Unknown	0	0%

Victim Age		
0-12 (Children)	2	5%
13-19 (Teens)	3	8%
20-29	7	19%
30-39	4	11%
40-49	5	14%
50-59	4	11%
60-69	7	19%
70-79	2	5%
80-89	1	3%
90-99	1	3%



Speed		
Yes	6	16%
No	9	24%
Unknown	1	3%
Not Known Yet	20	54%

	Safety Equipment	
	Seat Belt Use	Helmet Use
Yes/Correct	6	0
Yes/Not Correct	0	0
Yes/Unknown	1	0
No	15	2
Unknown	0	0
Not Applicable	10	35
Not Known Yet	5	0



These numbers are preliminary and could change at anytime. The information in this report is based off the data available at the time the report was created. For questions please contact the Traffic Records Supervisor at the Utah Highway Safety Office.