

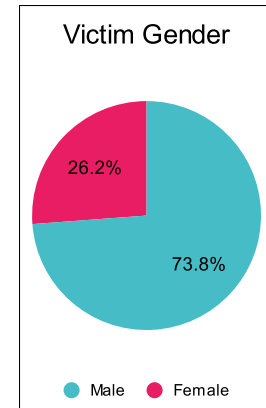
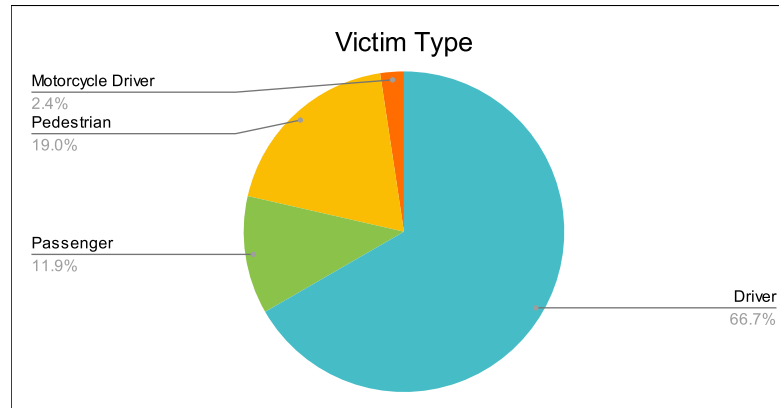
Statewide Fatalities

Crash Details	
Total Fatal Crashes	40
Fatalities	42

Victim Type		
Driver	28	67%
Passenger	5	12%
Pedestrian	8	19%
Motorcycle Driver	1	2%
Motorcycle Passenger	0	0%
Bicyclist	0	0%
Person on Personal Conveyance	0	0%

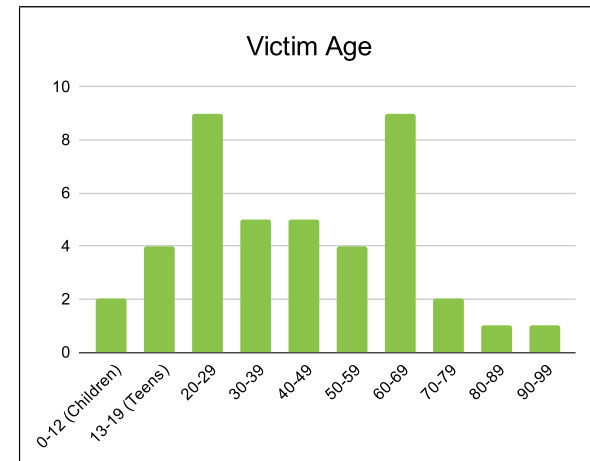
Victim Gender		
Male	31	74%
Female	11	26%
Unknown	0	0%

Victim Age		
0-12 (Children)	2	5%
13-19 (Teens)	4	10%
20-29	9	21%
30-39	5	12%
40-49	5	12%
50-59	4	10%
60-69	9	21%
70-79	2	5%
80-89	1	2%
90-99	1	2%



Speed		
Yes	6	14%
No	9	21%
Unknown	1	2%
Not Known Yet	26	62%

Safety Equipment		
	Seat Belt Use	Helmet Use
Yes/Correct	7	0
Yes/Not Correct	0	0
Yes/Unknown	1	0
No	17	2
Unknown	0	0
Not Applicable	10	40
Not Known Yet	7	0



These numbers are preliminary and could change at anytime. The information in this report is based off the data available at the time the report was created. For questions please contact the Traffic Records Supervisor at the Utah Highway Safety Office.