

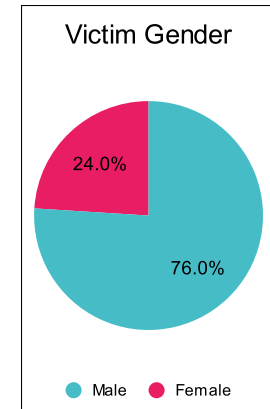
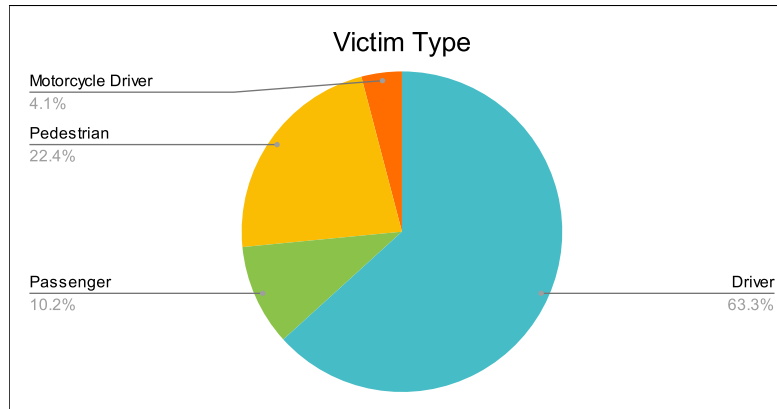
# Statewide Fatalities

Crash Details	
Total Fatal Crashes	48
Fatalities	50

Victim Type		
Driver	31	62%
Passenger	5	10%
Pedestrian	11	22%
Motorcycle Driver	2	4%
Motorcycle Passenger	0	0%
Bicyclist	0	0%
Person on Personal Conveyance	0	0%

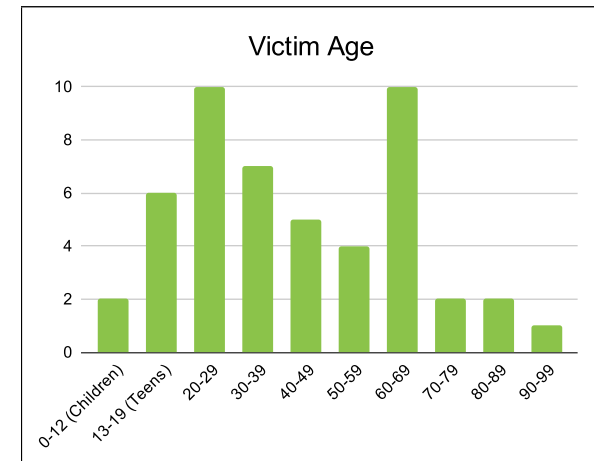
Victim Gender		
Male	38	76%
Female	12	24%
Unknown	0	0%

Victim Age		
0-12 (Children)	2	4%
13-19 (Teens)	6	12%
20-29	10	20%
30-39	7	14%
40-49	5	10%
50-59	4	8%
60-69	10	20%
70-79	2	4%
80-89	2	4%
90-99	1	2%



Speed		
Yes	7	14%
No	14	28%
Unknown	1	2%
Not Known Yet	28	56%

Safety Equipment		
	Seat Belt Use	Helmet Use
Yes/Correct	8	1
Yes/Not Correct	0	0
Yes/Unknown	1	0
No	17	2
Unknown	0	0
Not Applicable	15	46
Not Known Yet	9	1



*These numbers are preliminary and could change at anytime. The information in this report is based off the data available at the time the report was created. For questions please contact the Traffic Records Supervisor at the Utah Highway Safety Office.*