

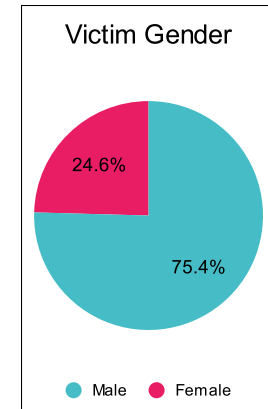
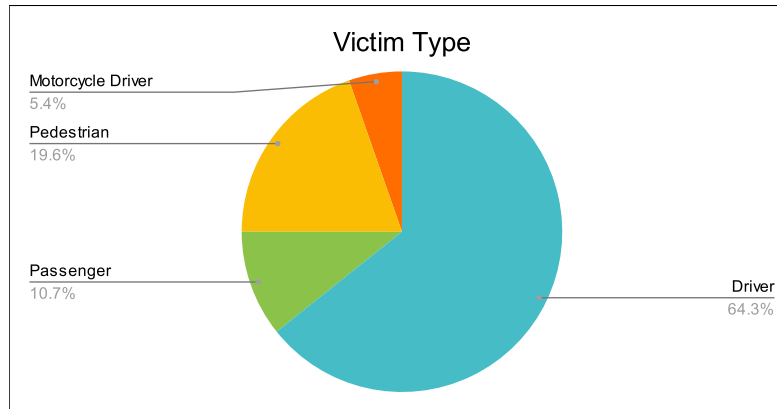
Statewide Fatalities

Crash Details	
Total Fatal Crashes	54
Fatalities	57

Victim Type		
Driver	36	63%
Passenger	6	11%
Pedestrian	11	19%
Motorcycle Driver	3	5%
Motorcycle Passenger	0	0%
Bicyclist	0	0%
Person on Personal Conveyance	0	0%

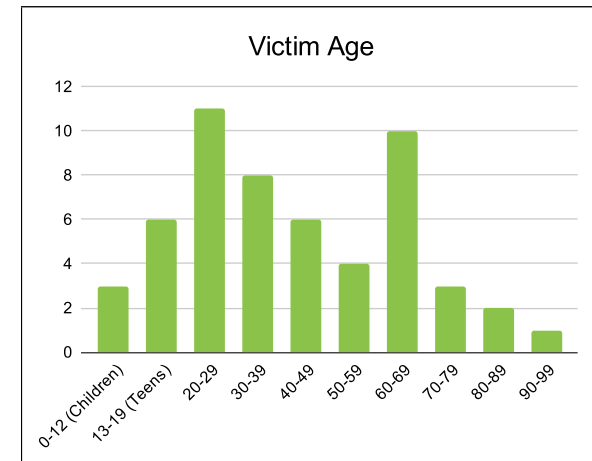
Victim Gender		
Male	43	75%
Female	14	25%
Unknown	0	0%

Victim Age		
0-12 (Children)	3	5%
13-19 (Teens)	6	11%
20-29	11	19%
30-39	8	14%
40-49	6	11%
50-59	4	7%
60-69	10	18%
70-79	3	5%
80-89	2	4%
90-99	1	2%



Speed		
Yes	9	16%
No	16	28%
Unknown	1	2%
Not Known Yet	31	54%

Safety Equipment		
	Seat Belt Use	Helmet Use
Yes/Correct	9	2
Yes/Not Correct	0	0
Yes/Unknown	1	0
No	21	2
Unknown	1	0
Not Applicable	16	52
Not Known Yet	9	1



These numbers are preliminary and could change at anytime. The information in this report is based off the data available at the time the report was created. For questions please contact the Traffic Records Supervisor at the Utah Highway Safety Office.