

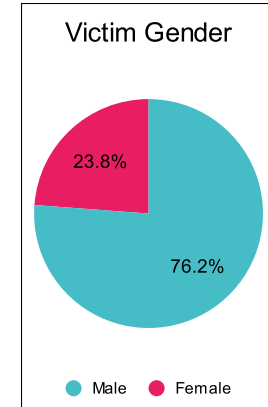
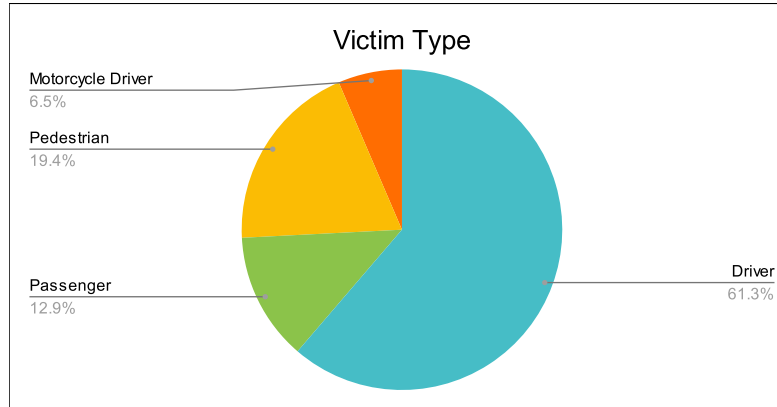
Statewide Fatalities

Crash Details	
Total Fatal Crashes	60
Fatalities	63

Victim Type		
Driver	38	60%
Passenger	8	13%
Pedestrian	12	19%
Motorcycle Driver	4	6%
Motorcycle Passenger	0	0%
Bicyclist	0	0%
Person on Personal Conveyance	0	0%

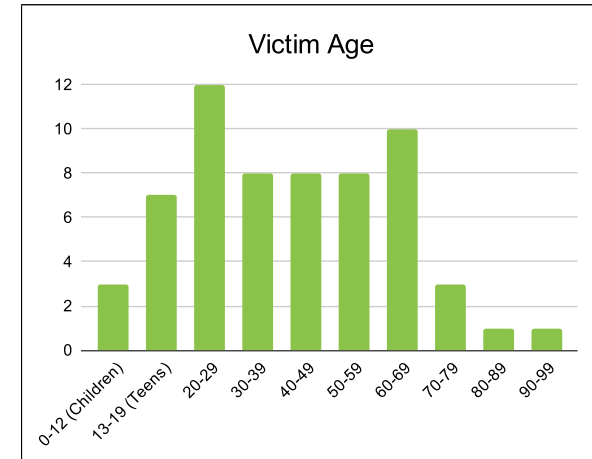
Victim Gender		
Male	48	76%
Female	15	24%
Unknown	0	0%

Victim Age		
0-12 (Children)	3	5%
13-19 (Teens)	7	11%
20-29	12	19%
30-39	8	13%
40-49	8	13%
50-59	8	13%
60-69	10	16%
70-79	3	5%
80-89	1	2%
90-99	1	2%



Speed		
Yes	11	17%
No	16	25%
Unknown	2	3%
Not Known Yet	34	54%

Safety Equipment		
	Seat Belt Use	Helmet Use
Yes/Correct	9	2
Yes/Not Correct	0	0
Yes/Unknown	1	0
No	22	3
Unknown	1	0
Not Applicable	18	56
Not Known Yet	12	2



These numbers are preliminary and could change at anytime. The information in this report is based off the data available at the time the report was created. For questions please contact the Traffic Records Supervisor at the Utah Highway Safety Office.