

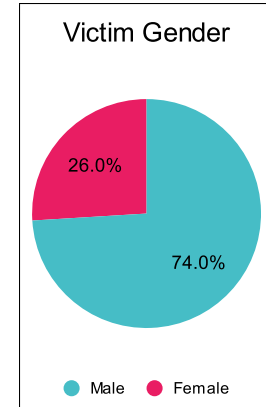
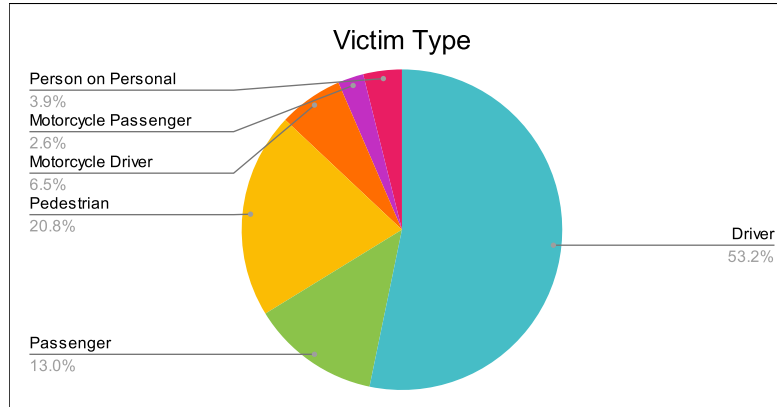
# Statewide Fatalities

Crash Details	
Total Fatal Crashes	71
Fatalities	77

Victim Type		
Driver	41	53%
Passenger	10	13%
Pedestrian	16	21%
Motorcycle Driver	5	6%
Motorcycle Passenger	2	3%
Bicyclist	0	0%
Person on Personal Conveyance	3	4%

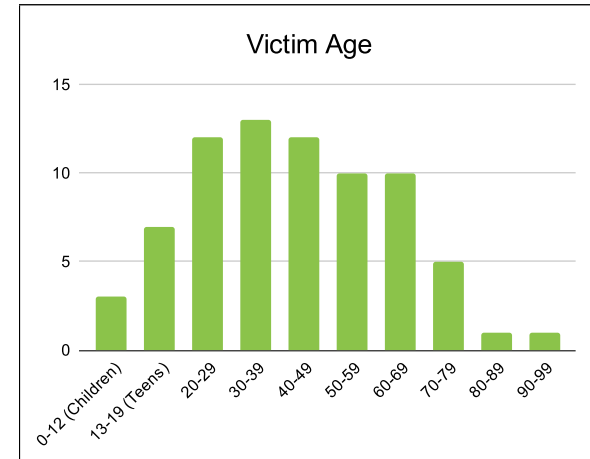
Victim Gender		
Male	57	74%
Female	20	26%
Unknown	0	0%

Victim Age		
0-12 (Children)	3	4%
13-19 (Teens)	7	9%
20-29	12	16%
30-39	13	17%
40-49	12	16%
50-59	10	13%
60-69	10	13%
70-79	5	6%
80-89	1	1%
90-99	1	1%



Speed		
Yes	11	14%
No	19	25%
Unknown	3	4%
Not Known Yet	44	57%

Safety Equipment		
	Seat Belt Use	Helmet Use
Yes/Correct	9	2
Yes/Not Correct	0	0
Yes/Unknown	1	0
No	28	4
Unknown	1	0
Not Applicable	27	68
Not Known Yet	11	3



*These numbers are preliminary and could change at anytime. The information in this report is based off the data available at the time the report was created. For questions please contact the Traffic Records Supervisor at the Utah Highway Safety Office.*